



**Minutes
Bay Saint Louis
City Council Meeting
Emergency Meeting
March 20, 2020
5:30 p.m.**

Call to Order

Attendee Name	Title	Status	Arrived
Larry Smith	Councilman Ward 4	Present	
Doug Seal	Councilman Ward 1	Present	
Gene Hoffman	Councilman Ward 2	Remote	
Jeffery Reed	Councilman Ward 3	Present	
Buddy Zimmerman	Councilman Ward 5	Present	
Josh DeSalvo	Councilman Ward 6	Present	
Gary Knoblock	Councilman At Large	Present	

Hoffman present via teleconference.

- b) Invocation and pledge

Councilman Reed delivered the prayer.

Response to COVID 19

- a) House Bill 1647.

Council will revisit this item in a future meeting.

RESULT: ANNOUNCED

- b) New "Families First Coronavirus Response Act" Bill.

This Act Excludes all first responders.

RESULT: ANNOUNCED

- c) Revenues and Budget.

The council discussed cutting back hours, turning off certain street lights and other non essential items to cut back on costs.

Councilman Knoblock made a motion to cut work hours to 30 hours a week and cut Department heads pay 15% to help save money during the crisis. Motion was withdrawn by Councilman Knoblock.

The council set up a meeting for March 24, 2020 at 4:30 p.m.

Motions

- a) Spread the Bay Saint Louis Cash Balances dated March 20, 2020, in the amount of \$6,016,869.37, on the Minutes.

RESULT:	APPROVED [UNANIMOUS]
MOVER:	Larry Smith, Councilman Ward 4
SECONDER:	Doug Seal, Councilman Ward 1
AYES:	Smith, Seal, Hoffman, Reed, Zimmerman, DeSalvo, Knoblock

- b) Motion to spread the Bay Saint Louis Revenue & Expense Report dated March 31, 2020, (incomplete) on the Minutes.

RESULT:	NO ACTION TAKEN
Next: 4/7/2020 5:30 PM	

- c) Motion to spread the notice of Emergency meeting for March 20, 2020 on the Minutes.

RESULT:	APPROVED [UNANIMOUS]
MOVER:	Jeffery Reed, Councilman Ward 3
SECONDER:	Larry Smith, Councilman Ward 4
AYES:	Smith, Seal, Hoffman, Reed, Zimmerman, DeSalvo, Knoblock

6:44 p.m. Councilman Smith left the room.







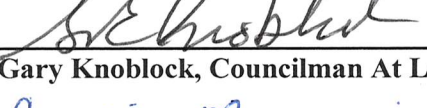


6:46 Councilman Smith reentered the room.

Closed/Executive Session

Adjourn

- a) Motion to adjourn the Emergency meeting of March 20, 2020.

RESULT:	APPROVED [UNANIMOUS]
MOVER:	Larry Smith, Councilman Ward 4
SECONDER:	Doug Seal, Councilman Ward 1
AYES:	Smith, Seal, Hoffman, Reed, Zimmerman, DeSalvo, Knoblock

 Larry Smith, Councilman Ward 4	4/7/2020 Date
 Doug Seal, Councilman Ward 1	4/7/2020 Date
 Gene Hoffman, Councilman Ward 2	4/7/2020 Date
 Jeffery Reed, Councilman Ward 3	4/21/2020 Date
 Buddy Zimmerman, Councilman Ward 5	4-7/2020 Date
 Josh DeSalvo, Councilman Ward 6	4/7/2020 Date
 Gary Knoblock, Councilman At Large	4/7/2020 Date
 Caitlin Bourgeois Clerk of Council	4-28-20 Date
 Mike Favre, Mayor	4-7-20 Date

CITY OF BAY ST LOUIS

CASH BALANCES

3/20/2020

<u>FUND</u>	<u>TYPE</u>	<u>DESCRIPTION</u>	<u>Before</u>	<u>Docket</u>	<u>After</u>
001	COMMITTED	GENERAL FUND OPERATING	\$ 2,674,631.45		\$ 2,674,631.45
001	RESTRICTED	MUN FIRE REBATE FUND & 1/4 MILL	\$ 40,807.25		\$ 40,807.25
005	COMMITTED	MUNICIPAL RESERVE FUND	\$ 767,357.71		\$ 767,357.71
020	COMMITTED	NARCOTIC'S TASK FORCE ACCT	\$ 5,494.06		\$ 5,494.06
200	COMMITTED & RESTRICTED	DEBT SERVICE ACCOUNT	\$ 151,413.40		\$ 151,413.40
270	RESTRICTED	2016 ROAD & BRIDGE DEBT SERVICE	\$ 30,918.38		\$ 30,918.38
300	RESTRICTED	DOJ FUNDS	\$ 111,113.85		\$ 111,113.85
350	COMMITTED	COUNTY ROAD & BRIDGE	\$ 156,717.00		\$ 156,717.00
400	COMMITTED	UTILITY OPERATING FUND	\$ 501,189.97		\$ 501,189.97
400	COMMITTED	UTILITY CAPITAL AND MAINTENANCE	\$ 645,534.20		\$ 645,534.20
400	RESTRICTED	UTILITY METER DEPOSITS	\$ 427,827.79		\$ 427,827.79
450	COMMITTED	MUNICIPAL HARBOR FUND	\$ 340,447.72		\$ 340,447.72
450	COMMITTED	MUNICIPAL HARBOR CAPITAL & MAINTENANCE	\$ 65,162.37		\$ 65,162.37
650	RESTRICTED	COMMUNITY HALL ACCOUNT	\$ 41,223.16		\$ 41,223.16
654	RESTRICTED	UNEMPLOYMENT REVOLVING FUND	\$ 46,141.78		\$ 46,141.78
115	RESTRICTED	KATRINA SUPPLEMENTAL CDBG ACCOUNT	\$ 10,889.28		\$ 10,889.28
		TOTAL ALL FUNDS:	\$ 6,016,869.37	\$ -	\$ 6,016,869.37

EXHIBIT "A"

CITY OF BAY ST. LOUIS
 REVENUE & EXPENSE REPORT (UNAUDITED)
 AS OF: MARCH 31ST, 2020

001-GENERAL FUND
 FINANCIAL SUMMARY

% OF YEAR COMPLETED: 50.00

	CURRENT BUDGET	CURRENT PERIOD	YEAR TO DATE ACTUAL	TOTAL ENCUMBERED	BUDGET BALANCE	% YTD BUDGET
REVENUE SUMMARY						
TAXES	5,867,464	430,448.60	4,221,370.44	0.00	1,646,093.36	71.95
LICENSES & PERMITS	487,000	30,980.06	274,897.16	0.00	212,102.84	56.45
FINES & FEES	159,000	18,310.50	117,118.96	0.00	41,881.04	73.66
GAMING	2,033,500	163,616.22	1,033,489.82	0.00	1,000,010.18	50.82
GRANTS	211,463	39,598.78	91,188.90	0.00	120,274.10	43.12
DONATIONS	0	0.00	100.00	0.00	(100.00)	0.00
INTEREST	750	0.00	613.04	0.00	136.96	81.74
OTHER	571,510	18,640.58	229,567.43	0.00	341,942.57	40.17
CAPITAL	1,294,231	0.00	0.00	0.00	1,294,230.88	0.00
TOTAL REVENUES	10,624,918	701,594.74	5,968,345.75	0.00	4,656,571.93	56.17
EXPENDITURE SUMMARY						
CITY COUNCIL						
PERSONNEL SERVICES	262,642	20,035.74	128,606.87	0.00	134,035.13	48.97
CONTRACTUAL SERVICES	63,912	5,665.24	33,583.47	55.00	30,273.53	52.63
SUPPLIES	3,350	273.41	3,048.41	637.70	(336.11)	110.03
CAPITAL OUTLAY	1,000	0.00	0.00	0.00	1,000.00	0.00
TOTAL CITY COUNCIL	330,904	25,974.39	165,238.75	692.70	164,972.55	50.14
JUDICIAL						
PERSONNEL SERVICES	157,552	14,136.36	77,150.10	0.00	80,401.90	48.97
CONTRACTUAL SERVICES	85,622	6,903.49	33,788.87	0.00	51,833.13	39.46
SUPPLIES	7,050	932.01	3,001.86	494.99	3,553.15	49.60
CAPITAL OUTLAY	60,000	0.00	269.72	0.00	59,730.28	0.45
TOTAL JUDICIAL	310,224	21,971.86	114,210.55	494.99	195,518.46	36.98
ADMINISTRATION						
PERSONNEL SERVICES	553,214	35,229.24	223,610.67	0.00	329,603.33	40.42
CONTRACTUAL SERVICES	1,593,860	(83,174.90)	1,048,672.65	1,563.75	543,623.60	65.89
SUPPLIES	21,000	962.60	7,564.42	830.97	12,604.61	39.98
CAPITAL OUTLAY	44,472	0.00	11,017.55	0.00	33,454.45	24.77
TOTAL ADMINISTRATION	2,212,546	(46,983.06)	1,290,865.29	2,394.72	919,285.99	58.45
BUILDING DEPARTMENT						
PERSONNEL SERVICES	316,370	23,188.12	157,448.70	0.00	158,921.30	49.77
CONTRACTUAL SERVICES	17,302	917.31	5,956.56	207.34	11,138.10	35.63
SUPPLIES	10,300	16.56	707.49	18.50	9,574.01	7.05
CAPITAL OUTLAY	4,645	0.00	0.00	0.00	4,645.00	0.00
TOTAL BUILDING DEPARTMENT	348,617	24,121.99	164,112.75	225.84	184,278.41	47.14
POLICE						
PERSONNEL SERVICES	1,946,264	143,976.38	950,471.98	0.00	995,792.02	48.84
CONTRACTUAL SERVICES	104,635	5,749.21	55,510.59	17,049.15	32,075.26	69.35
SUPPLIES	75,400	5,960.92	37,819.00	3,816.94	33,764.06	55.22

CITY OF BAY ST. LOUIS
 REVENUE & EXPENSE REPORT (UNAUDITED)
 AS OF: MARCH 31ST, 2020

001-GENERAL FUND
 FINANCIAL SUMMARY

% OF YEAR COMPLETED: 50.00

	CURRENT BUDGET	CURRENT PERIOD	YEAR TO DATE ACTUAL	TOTAL ENCUMBERED	BUDGET BALANCE	% YTD BUDGET
CAPITAL OUTLAY	200,413	0.00	67,235.60	26,180.00	106,997.40	46.61
TOTAL POLICE	2,326,712	155,686.51	1,111,037.17	47,046.09	1,168,628.74	49.77
FIRE						
PERSONNEL SERVICES	1,166,767	87,678.86	601,597.97	0.00	565,169.03	51.56
CONTRACTUAL SERVICES	94,196	5,195.37	39,121.62	13,210.90	41,863.48	55.56
SUPPLIES	18,000	790.40	7,736.82	2,437.56	7,825.62	56.52
CAPITAL OUTLAY	755,868	0.00	73,901.00	599,980.00	81,987.00	89.15
TOTAL FIRE	2,034,831	93,664.63	722,357.41	615,628.46	696,845.13	65.75
STREETS & PUBLIC WORKS						
PERSONNEL SERVICES	1,191,158	79,136.44	526,400.93	0.00	664,757.07	44.19
CONTRACTUAL SERVICES	1,190,249	74,249.91	539,827.62	48,271.47	602,149.91	49.41
SUPPLIES	199,700	24,637.25	87,097.77	28,373.01	84,229.22	57.82
CAPITAL OUTLAY	92,940	0.00	44,579.57	984.73	47,375.70	49.03
TOTAL STREETS & PUBLIC WORKS	2,674,047	178,023.60	1,197,905.89	77,629.21	1,398,511.90	47.70
TRANSFERS OUT						
CAPITAL OUTLAY	0	0.00	0.00	0.00	0.00	0.00
TRANSFERS & OTHER	386,066	0.00	0.00	0.00	386,065.88	0.00
TOTAL TRANSFERS OUT	386,066	0.00	0.00	0.00	386,065.88	0.00
TOTAL EXPENDITURES						
	10,623,947	452,459.92	4,765,727.81	744,112.01	5,114,107.06	51.86
REVENUE OVER/ (UNDER) EXPENDITURES	971	249,134.82	1,202,617.94 (744,112.01) (457,535.13)	7,229.70

001-GENERAL FUND

% OF YEAR COMPLETED: 50.00

REVENUES	CURRENT BUDGET	CURRENT PERIOD	YEAR TO DATE ACTUAL	TOTAL ENCUMBERED	BUDGET BALANCE	% YTD BUDGET
TAXES						
001-000-201-000 REAL TAXES/AD VAL CURREN	2,638,564	192,411.98	2,273,201.31	0.00	365,362.37	86.15
001-000-201-002 LIBRARY AD VALOREM	162,880	12,757.32	136,018.76	0.00	26,861.24	83.51
001-000-201-003 RESERVE FUND AD VALOREM	0	0.00	0.00	0.00	0.00	0.00
001-000-201-004 DEBT SERVICE AD VALOREM	100,625	7,922.53	84,786.40	0.00	15,838.21	84.26
001-000-201-005 ROAD & BRIDGE AD VAL	261,362	20,536.31	219,198.09	0.00	42,163.91	83.87
001-000-202-000 REAL TAXES/AD VAL - PRIO	3,000	1,191.13	1,782.90	0.00	1,217.10	59.43
001-000-203-000 AUTO TAXES/AD VAL - PRIO	8,000	578.87	35,044.10	0.00 (27,044.10)	438.05
001-000-204-000 CNTY TAX PENALTY & INTER	26,000	1,867.43	5,793.75	0.00	20,206.25	22.28
001-000-205-000 AUTO TAXES/AD VAL - CURR	343,812	26,797.91	136,025.98	0.00	207,786.00	39.56
001-000-205-001 PERSONAL - CURRENT	149,461	13,094.76	134,497.60	0.00	14,963.26	89.99
001-000-205-002 PERSONAL - PRIOR	2,000	28.74	2,965.15	0.00 (965.15)	148.26
001-000-205-003 MOBILE HOMES - CURRENT	1,136	89.14	400.09	0.00	735.58	35.23
001-000-205-004 MOBILE HOMES - PRIOR	140	0.00	70.50	0.00	69.50	50.36
001-000-205-005 MOTOR VEHICLES OVERLOAD	50	0.00	6.83	0.00	43.17	13.66
001-000-206-000 LINE/REAL PROP TAX - UTI	114,454	19,746.96	114,563.73	0.00 (109.73)	100.10
001-000-207-000 FRANCHISE - COAST ELECTR	49,000	0.00	29,962.74	0.00	19,037.26	61.15
001-000-207-001 FRANCHISE - MEDIACOM	55,000	0.00	26,150.37	0.00	28,849.63	47.55
001-000-207-002 FRANCHISE - MS POWER	260,000	0.00	147,594.43	0.00	112,405.57	56.77
001-000-207-003 FRANCHISE - BELLSOUTH	26,000	0.00	15,477.23	0.00	10,522.77	59.53
001-000-207-004 FRANCHISE - BAY PINES	11,000	0.00	0.00	0.00	11,000.00	0.00
001-000-208-000 SALES TAX REVENUE	1,640,583	133,255.00	851,031.36	0.00	789,551.64	51.87
001-000-209-000 VEHICLE FUEL TAX AKA MUN	9,198	0.00	5,466.92	0.00	3,731.08	59.44
001-000-210-000 RAIL CAR TAX	3,000	0.00	0.00	0.00	3,000.00	0.00
001-000-211-000 ADDITIONAL PRIVILEGE TAX	2,200	170.52	1,332.20	0.00	867.80	60.55
TOTAL TAXES	5,867,464	430,448.60	4,221,370.44	0.00	1,646,093.36	71.95
LICENSES & PERMITS						
001-000-220-000 ALCOHOL BEVERAGE LICENSE	54,000	4,275.00	24,075.00	0.00	29,925.00	44.58
001-000-221-000 LICENSES - CONTRACTOR	37,000	1,200.00	22,775.00	0.00	14,225.00	61.55
001-000-222-000 LICENSES - PRIVILEGE	24,000	1,286.00	13,791.78	0.00	10,208.22	57.47
001-000-223-000 PERMIT - BUILDING	280,000	18,374.00	156,046.50	0.00	123,953.50	55.73
001-000-224-000 PERMIT - TREE	3,000	60.00	900.00	0.00	2,100.00	30.00
001-000-225-000 PERMIT - PLUMBING	18,000	1,545.00	9,836.26	0.00	8,163.74	54.65
001-000-226-000 PERMIT - ELECTRICAL	27,000	2,206.06	20,793.21	0.00	6,206.79	77.01
001-000-227-000 PERMIT - MECHANICAL	10,000	609.00	7,609.41	0.00	2,390.59	76.09
001-000-228-000 PLANNING & ZONING	14,000	675.00	6,720.00	0.00	7,280.00	48.00
001-000-229-000 GOLF CART PERMITS	20,000	750.00	12,350.00	0.00	7,650.00	61.75
TOTAL LICENSES & PERMITS	487,000	30,980.06	274,897.16	0.00	212,102.84	56.45
FINES & FEES						
001-000-230-000 COURT COSTS	15,000	1,457.00	7,657.00	0.00	7,343.00	51.05
001-000-230-001 COURT - TF TECHNOLOGY FE	44,000	4,668.00	28,675.75	0.00	15,324.25	65.17
001-000-231-000 COURT - FINES	90,000	11,301.50	75,752.21	0.00	14,247.79	84.17
001-000-233-000 POLICE REPORT FEES	10,000	1,050.00	5,200.00	0.00	4,800.00	52.00
001-000-233-001 POLICE - CRIME STOPPERS	0 (166.00) (166.00)	0.00	166.00	0.00
TOTAL FINES & FEES	159,000	18,310.50	117,118.96	0.00	41,881.04	73.66

001-GENERAL FUND

% OF YEAR COMPLETED: 50.00

REVENUES	CURRENT BUDGET	CURRENT PERIOD	YEAR TO DATE ACTUAL	TOTAL ENCUMBERED	BUDGET BALANCE	% YTD BUDGET
GAMING						
001-000-234-001 GAMING FEES - HOLLYWOOD	1,830,000	155,123.22	885,943.81	0.00	944,056.19	48.41
001-000-234-002 GAMING GROSS REVENUE TAX	105,000	8,493.00	52,246.01	0.00	52,753.99	49.76
001-000-234-003 GAMING DEVICES	98,500	0.00	95,300.00	0.00	3,200.00	96.75
TOTAL GAMING	2,033,500	163,616.22	1,033,489.82	0.00	1,000,010.18	50.82
GRANTS						
001-000-256-002 KATRINA - PROJECT CLOSEO	0	0.00	0.00	0.00	0.00	0.00
001-000-257-002 HURRICANE NATE	0	0.00	0.00	0.00	0.00	0.00
001-000-260-000 POLICE STATE GRANT REVEN	0	0.00	0.00	0.00	0.00	0.00
001-000-260-001 POLICE GRANT -OVERTIME	30,000	0.00	9,920.71	0.00	20,079.29	33.07
001-000-260-002 POLICE GRANT-TRAINING RE	27,000	0.00	7,200.00	0.00	19,800.00	26.67
001-000-260-003 GRANT-ALCOHOL	0	0.00	731.91	0.00 (731.91)	0.00
001-000-260-004 GRANT-TRAFFIC SERVICES	0	0.00	10,996.84	0.00 (10,996.84)	0.00
001-000-260-006 GRANT-HIDTA REIMBURSEMEN	53,845	15,006.29	33,129.16	0.00	20,715.84	61.53
001-000-262-000 SCHOOL RESOURCE OFFICER	0	0.00	0.00	0.00	0.00	0.00
001-000-263-000 FIRE INSURANCE REBATE	50,000 (1,548.17) (1,548.17)	0.00	51,548.17	3.10-
001-000-264-000 HOMESTEAD REIMBURSEMENT	46,000	26,140.66	26,140.66	0.00	19,859.34	56.83
001-000-265-000 MUNICIPAL REVOLVING FUND	4,618	0.00	4,617.79	0.00	0.21	100.00
TOTAL GRANTS	211,463	39,598.78	91,188.90	0.00	120,274.10	43.12
DONATIONS						
001-000-286-000 DONATIONS - GENERAL FUND	0	0.00	100.00	0.00 (100.00)	0.00
TOTAL DONATIONS	0	0.00	100.00	0.00 (100.00)	0.00
INTEREST						
001-000-290-000 INTEREST INCOME	750	0.00	613.04	0.00	136.96	81.74
TOTAL INTEREST	750	0.00	613.04	0.00	136.96	81.74
OTHER						
001-000-300-000 OTHER INCOME	23,000	5,372.75	25,162.04	0.00 (2,162.04)	109.40
001-000-300-302 TRANSFERS IN-1/4 MILL	32,670	0.00	32,670.00	0.00	0.00	100.00
001-000-300-303 TRANSFER IN MUN RESERVE	0	0.00	0.00	0.00	0.00	0.00
001-000-300-305 TRANSFER IN UTILITY C&M	0	0.00	0.00	0.00	0.00	0.00
001-000-313-000 COUNTY ROAD & BRIDGE	136,740	11,603.16	124,343.27	0.00	12,396.73	90.93
001-000-319-000 RENT-COMMUNITY HALL	70,000	800.00	30,435.00	0.00	39,565.00	43.48
001-000-319-001 RENT-OLD CITY HALL-CYPRE	15,600	0.00	0.00	0.00	15,600.00	0.00
001-000-319-002 RENT-DEPOT	6,600	150.00	1,530.00	0.00	5,070.00	23.18
001-000-319-003 RENT-GARDEN CLUB	9,000	0.00	0.00	0.00	9,000.00	0.00
001-000-319-004 RENT-OLD TOWN COMMUNITY	30,000	0.00	11,160.00	0.00	18,840.00	37.20
001-000-319-005 RENT-OTHER	100	0.00	100.00	0.00	0.00	100.00
001-000-319-006 RENT-OLD CITY HALL-2ND F	7,800	0.00	0.00	0.00	7,800.00	0.00
001-000-326-001 INSURANCE PROCEEDS	0	0.00	0.00	0.00	0.00	0.00
001-000-329-000 UTILITY FUND INDIRECT CO	220,000	0.00	0.00	0.00	220,000.00	0.00
001-000-329-001 HARBOR INDIRECT REVENUE	20,000	0.00	0.00	0.00	20,000.00	0.00
001-000-372-000 CREDIT CARD FEE INCOME	0	714.67	4,167.12	0.00 (4,167.12)	0.00
TOTAL OTHER	571,510	18,640.58	229,567.43	0.00	341,942.57	40.17

CITY OF BAY ST. LOUIS
 REVENUE & EXPENSE REPORT (UNAUDITED)
 AS OF: MARCH 31ST, 2020

001-GENERAL FUND

% OF YEAR COMPLETED: 50.00

REVENUES	CURRENT BUDGET	CURRENT PERIOD	YEAR TO DATE ACTUAL	TOTAL ENCUMBERED	BUDGET BALANCE	% YTD BUDGET
CAPITAL						
001-000-395-000 OTHER FUNDING SOURCES -	890,750	0.00	0.00	0.00	890,750.00	0.00
001-000-399-000 BEGINNING CASH BALANCE-G	350,000	0.00	0.00	0.00	350,000.00	0.00
001-000-399-001 BEGINNING CASH BALANCE-F	53,481	0.00	0.00	0.00	53,480.88	0.00
TOTAL CAPITAL	1,294,231	0.00	0.00	0.00	1,294,230.88	0.00
TOTAL REVENUE	10,624,918	701,594.74	5,968,345.75	0.00	4,656,571.93	56.17

001-GENERAL FUND

% OF YEAR COMPLETED: 50.00

DEPARTMENTAL EXPENDITURES	CURRENT BUDGET	CURRENT PERIOD	YEAR TO DATE ACTUAL	TOTAL ENCUMBERED	BUDGET BALANCE	% YTD BUDGET
CITY COUNCIL						
=====						
PERSONNEL SERVICES						
001-100-400-000 PAYROLL	165,825	12,711.74	83,212.75	0.00	82,612.25	50.18
001-100-401-000 OVERTIME PAYROLL EXPENSE	500	0.00	295.24	0.00	204.76	59.05
001-100-403-000 PERS	29,126	2,244.82	14,655.63	0.00	14,470.37	50.32
001-100-404-000 FICA	12,724	931.40	6,164.87	0.00	6,559.13	48.45
001-100-405-000 EMPLOYEE INSURANCE	54,139	4,140.08	23,964.14	0.00	30,174.86	44.26
001-100-406-000 UNEMPLOYMENT	70	7.70	37.71	0.00	32.29	53.87
001-100-407-000 WORKERS' COMPENSATION	258	0.00	276.53	0.00 (18.53)	107.18
TOTAL PERSONNEL SERVICES	262,642	20,035.74	128,606.87	0.00	134,035.13	48.97
CONTRACTUAL SERVICES						
001-100-510-000 COMPUTER/SOFTWARE	50,490	3,208.00	23,040.00	0.00	27,450.00	45.63
001-100-512-000 ENGINEERING	0	0.00	0.00	0.00	0.00	0.00
001-100-513-000 EQUIPMENT RENTAL	2,120	146.00	876.00	0.00	1,244.00	41.32
001-100-520-000 LEGAL ADVERTISEMENTS	1,200	1,949.26	2,210.91	55.00 (1,065.91)	188.83
001-100-526-000 REPAIRS & MAINT -EQUIP &	2,552	311.98	860.62	0.00	1,691.38	33.72
001-100-530-000 TELEPHONE EXPENSE	0	0.00	0.00	0.00	0.00	0.00
001-100-531-000 UTILITIES	0	0.00	0.00	0.00	0.00	0.00
001-100-533-000 WORKSHOPS, SEMINARS, TRA	7,500	50.00	6,570.94	0.00	929.06	87.61
001-100-543-000 PUBLICATIONS	0	0.00	0.00	0.00	0.00	0.00
001-100-568-000 MEDICAL EXPENSES	50	0.00	25.00	0.00	25.00	50.00
TOTAL CONTRACTUAL SERVICES	63,912	5,665.24	33,583.47	55.00	30,273.53	52.63
SUPPLIES						
001-100-606-000 FIDELITY BOND	350	0.00	575.00	0.00 (225.00)	164.29
001-100-612-000 OFFICE SUPPLIES	1,000	235.46	235.46	57.20	707.34	29.27
001-100-613-000 OPERATING SUPPLIES	2,000	37.95	2,237.95	580.50 (818.45)	140.92
TOTAL SUPPLIES	3,350	273.41	3,048.41	637.70 (336.11)	110.03
CAPITAL OUTLAY						
001-100-900-000 CAPITAL EXPENSE	1,000	0.00	0.00	0.00	1,000.00	0.00
TOTAL CAPITAL OUTLAY	1,000	0.00	0.00	0.00	1,000.00	0.00
TOTAL CITY COUNCIL	330,904	25,974.39	165,238.75	692.70	164,972.55	50.14

JUDICIAL
 =====

PERSONNEL SERVICES						
001-102-400-000 PAYROLL	106,370	8,939.20	49,812.82	0.00	56,557.18	46.83
001-102-401-000 OVERTIME PAYROLL EXPENSE	500	0.00	487.66	0.00	12.34	97.53
001-102-403-000 PERS	18,595	1,555.42	8,752.26	0.00	9,842.74	47.07
001-102-404-000 FICA	8,176	662.74	3,747.81	0.00	4,428.19	45.84
001-102-405-000 EMPLOYEE INSURANCE	23,202	2,959.38	13,663.08	0.00	9,538.92	58.89

001-GENERAL FUND

% OF YEAR COMPLETED: 50.00

DEPARTMENTAL EXPENDITURES	CURRENT BUDGET	CURRENT PERIOD	YEAR TO DATE ACTUAL	TOTAL ENCUMBERED	BUDGET BALANCE	% YTD BUDGET
001-102-406-000 UNEMPLOYMENT	140	19.62	76.61	0.00	63.39	54.72
001-102-407-000 WORKERS' COMPENSATION	569	0.00	609.86	0.00 (40.86)	107.18
TOTAL PERSONNEL SERVICES	157,552	14,136.36	77,150.10	0.00	80,401.90	48.97
CONTRACTUAL SERVICES						
001-102-510-000 COMPUTER/SOFTWARE	4,500	36.00	216.00	0.00	4,284.00	4.80
001-102-513-000 EQUIPMENT RENTAL	1,020	100.18	570.46	0.00	449.54	55.93
001-102-521-000 MAINTENANCE AGREEMENTS	0	0.00	0.00	0.00	0.00	0.00
001-102-526-000 REPAIRS & MAINT - EQUIP	452	47.31	279.76	0.00	172.24	61.89
001-102-533-000 WORKSHOPS, SEMINARS & TR	500	0.00	105.00	0.00	395.00	21.00
001-102-535-000 PROSECUTOR, JUDGES LEGAL	29,000	2,000.00	12,625.00	0.00	16,375.00	43.53
001-102-544-000 PRISONER FEES	50,000	4,720.00	19,992.65	0.00	30,007.35	39.99
001-102-550-000 CASH SHORT/OVER	50	0.00	0.00	0.00	50.00	0.00
001-102-568-000 MEDICAL EXPENSES	100	0.00	0.00	0.00	100.00	0.00
TOTAL CONTRACTUAL SERVICES	85,622	6,903.49	33,788.87	0.00	51,833.13	39.46
SUPPLIES						
001-102-606-000 FIDELITY BONDS	100	0.00	0.00	0.00	100.00	0.00
001-102-612-000 OFFICE SUPPLIES	3,500	514.97	1,783.00	494.99	1,222.01	65.09
001-102-613-000 OPERATING SUPPLIES	2,700	417.04	1,218.86	0.00	1,481.14	45.14
001-102-615-000 UNIFORMS	750	0.00	0.00	0.00	750.00	0.00
TOTAL SUPPLIES	7,050	932.01	3,001.86	494.99	3,553.15	49.60
CAPITAL OUTLAY						
001-102-900-000 CAPITAL EXPENSE	60,000	0.00	269.72	0.00	59,730.28	0.45
TOTAL CAPITAL OUTLAY	60,000	0.00	269.72	0.00	59,730.28	0.45
TOTAL JUDICIAL	310,224	21,971.86	114,210.55	494.99	195,518.46	36.98
ADMINISTRATION =====						
PERSONNEL SERVICES						
001-120-400-000 PAYROLL	391,598	25,364.26	161,056.91	0.00	230,541.09	41.13
001-120-401-000 OVERTIME PAYROLL EXPENSE	3,000	0.00	746.74	0.00	2,253.26	24.89
001-120-403-000 PERS	68,660	4,413.38	28,153.71	0.00	40,506.29	41.00
001-120-404-000 FICA	30,187	1,842.38	11,439.29	0.00	18,747.71	37.89
001-120-405-000 EMPLOYEE INSURANCE	58,006	3,568.04	20,449.31	0.00	37,556.69	35.25
001-120-406-000 UNEMPLOYMENT	263	41.18	157.00	0.00	106.00	59.70
001-120-407-000 WORKERS' COMPENSATION	1,500	0.00	1,607.71	0.00 (107.71)	107.18
TOTAL PERSONNEL SERVICES	553,214	35,229.24	223,610.67	0.00	329,603.33	40.42
CONTRACTUAL SERVICES						
001-120-500-000 AUDIT FEES	24,809	0.00	0.00	0.00	24,809.00	0.00
001-120-501-000 BANK FEES	3,600	0.00	1,898.77	0.00	1,701.23	52.74
001-120-502-000 ELECTION EXPENSES	0	0.00	11,574.51	0.00 (11,574.51)	0.00
001-120-503-001 TRANSFER OUT- DEBT SERV-	100,625	0.00	104,926.44	0.00 (4,301.44)	104.27
001-120-503-002 TRANSFER OUT DEBT SERV-F	50,000	0.00	50,000.00	0.00	0.00	100.00
001-120-503-003 TRANSFER OUT MUN RESERVE	215,000	0.00	257,779.51	0.00 (42,779.51)	119.90

001-GENERAL FUND

% OF YEAR COMPLETED: 50.00

DEPARTMENTAL EXPENDITURES	CURRENT BUDGET	CURRENT PERIOD	YEAR TO DATE ACTUAL	TOTAL ENCUMBERED	BUDGET BALANCE	% YTD BUDGET
001-120-503-006 TRANSFER OUT-LIBRARY	162,880	0.00	49,113.58	0.00	113,766.42	30.15
001-120-503-007 TRANSFER OUT-1/4 MILL -	32,670	0.00	32,670.00	0.00	0.00	100.00
001-120-503-009 TRANSFER OUT-UTILITY I/F	0	0.00	0.00	0.00	0.00	0.00
001-120-503-011 TRANSFER OUT-MUN RES I/F	0	0.00	0.00	0.00	0.00	0.00
001-120-504-001 TRANSFER OUT-ROAD & BRDG	261,362	0.00	119,088.67	0.00	142,273.33	45.56
001-120-504-003 TRANSFER OUT-COUNTY R&B	136,740	0.00	45,137.05	0.00	91,602.95	33.01
001-120-509-000 CAFETERIA PLAN ADMINISTR	0	0.00	0.00	0.00	0.00	0.00
001-120-510-000 COMPUTER/SOFTWARE	30,000	141.99	3,806.55	1,027.50	25,165.95	16.11
001-120-513-000 EQUIPMENT RENTAL	845	70.18	421.08	0.00	423.92	49.83
001-120-516-000 GENERAL INSURANCE	315,000 (108,748.02)	246,231.16	0.00	68,768.84	78.17
001-120-518-000 KATRINA CLOSE OUT COSTS	0	0.00	0.00	0.00	0.00	0.00
001-120-520-000 LEGAL ADVERTISEMENTS	3,000 (1,894.26)	2,538.23	536.25 (74.48)	102.48
001-120-520-005 RECODIFICATION	6,000	0.00	0.00	0.00	6,000.00	0.00
001-120-521-000 MAINTENANCE AGREEMENTS	345 (5,083.68)	186.00	0.00	159.00	53.91
001-120-521-001 PAYLOCITY SERVICE FEES	26,000	7,805.19	8,072.79	0.00	17,927.21	31.05
001-120-523-000 MS MUNICIPAL LEAGUE	3,078	0.00	3,078.00	0.00	0.00	100.00
001-120-528-000 REPAIRS & MAINT - VEHICL	500	0.00	0.00	0.00	500.00	0.00
001-120-530-000 TELEPHONE EXPENSE	47,000	5,851.25	34,727.45	0.00	12,272.55	73.89
001-120-533-000 WORKSHOPS, SEMINARS, TRA	10,000	671.00	2,983.00	0.00	7,017.00	29.83
001-120-538-000 MEMBERSHIP DUES	1,303	0.00	480.00	0.00	823.00	36.84
001-120-542-000 OPERATING EXPENSE	13,360	1,655.73	11,154.18	0.00	2,205.82	83.49
001-120-543-000 PUBLICATIONS	400	0.00	0.00	0.00	400.00	0.00
001-120-544-000 LEGAL SERVICES	120,000	14,080.72	47,827.18	0.00	72,172.82	39.86
001-120-544-001 LEGAL SERVICES-RETAINER	0	0.00	0.00	0.00	0.00	0.00
001-120-546-000 SETTLEMENTS	0	0.00	0.00	0.00	0.00	0.00
001-120-550-001 CASH - LONG/SHORT	0	0.00	0.00	0.00	0.00	0.00
001-120-560-001 SUPPORT - SENIOR CITIZEN	2,400	400.00	1,200.00	0.00	1,200.00	50.00
001-120-560-002 SUPPORT - TOURISM	22,500	1,875.00	9,375.00	0.00	13,125.00	41.67
001-120-560-004 SUPPORT - GRPC	4,391	0.00	4,391.00	0.00	0.00	100.00
001-120-560-005 SUPPORT - OTHER	2	0.00	0.00	0.00	2.00	0.00
001-120-568-000 MEDICAL EXPENSES	50	0.00	12.50	0.00	37.50	25.00
TOTAL CONTRACTUAL SERVICES	1,593,860 (83,174.90)	1,048,672.65	1,563.75	543,623.60	65.89
SUPPLIES						
001-120-606-000 FIDELITY BOND	6,500	0.00	400.00	0.00	6,100.00	6.15
001-120-612-000 OFFICE SUPPLIES	5,000	462.60	1,058.14	773.97	3,167.89	36.64
001-120-613-000 OPERATING SUPPLIES	1,500	0.00	2,484.09	57.00 (1,041.09)	169.41
001-120-614-000 POSTAGE	7,000	500.00	3,622.19	0.00	3,377.81	51.75
001-120-616-000 FUEL EXPENSE	1,000	0.00	0.00	0.00	1,000.00	0.00
TOTAL SUPPLIES	21,000	962.60	7,564.42	830.97	12,604.61	39.98
CAPITAL OUTLAY						
001-120-900-000 CAPITAL EXPENSE	35,000	0.00	4,901.55	0.00	30,098.45	14.00
001-120-905-200 TRANSFER OUT DEBT SERV	9,472	0.00	6,116.00	0.00	3,356.00	64.57
TOTAL CAPITAL OUTLAY	44,472	0.00	11,017.55	0.00	33,454.45	24.77
TOTAL ADMINISTRATION	2,212,546 (46,983.06)	1,290,865.29	2,394.72	919,285.99	58.45

001-GENERAL FUND

% OF YEAR COMPLETED: 50.00

DEPARTMENTAL EXPENDITURES	CURRENT BUDGET	CURRENT PERIOD	YEAR TO DATE ACTUAL	TOTAL ENCUMBERED	BUDGET BALANCE	% YTD BUDGET
BUILDING DEPARTMENT						
=====						
PERSONNEL SERVICES						
001-150-400-000 PAYROLL	213,320	16,172.62	104,015.56	0.00	109,304.44	48.76
001-150-401-000 OVERTIME PAYROLL EXPENSE	2,000	0.00	920.26	0.00	1,079.74	46.01
001-150-403-000 PERS	37,466	2,814.04	18,258.81	0.00	19,207.19	48.73
001-150-404-000 FICA	16,472	1,209.30	7,869.89	0.00	8,602.11	47.78
001-150-405-000 EMPLOYEE INSURANCE	38,670	2,956.32	17,398.01	0.00	21,271.99	44.99
001-150-406-000 UNEMPLOYMENT	175	35.84	125.55	0.00	49.45	71.74
001-150-407-000 WORKERS' COMPENSATION	8,267	0.00	8,860.62	0.00 (593.62)	107.18
TOTAL PERSONNEL SERVICES	316,370	23,188.12	157,448.70	0.00	158,921.30	49.77
CONTRACTUAL SERVICES						
001-150-510-000 COMPUTER/SOFTWARE	2,582	199.95	502.95	95.00	1,984.05	23.16
001-150-512-000 ENGINEERING	2,900	0.00	0.00	0.00	2,900.00	0.00
001-150-513-000 EQUIPMENT RENTAL	1,000	100.19	570.46	0.00	429.54	57.05
001-150-520-000 LEGAL ADVERTISEMENTS	1,500	0.00	0.00	0.00	1,500.00	0.00
001-150-521-000 MAINTENANCE AGREEMENTS	1,000	47.31	279.77	0.00	720.23	27.98
001-150-524-001 PLANNING & ZONING	1,000	296.01	934.38	112.34 (46.72)	104.67
001-150-528-000 REPAIRS & MAINT - VEHICL	900	150.27	571.36	0.00	328.64	63.48
001-150-530-000 TELEPHONE EXPENSE	820	68.38	410.28	0.00	409.72	50.03
001-150-533-000 WORKSHOPS, SEMINARS & TR	2,500	0.00	982.16	0.00	1,517.84	39.29
001-150-538-000 MEMBERSHIP DUES	100	0.00	300.00	0.00 (200.00)	300.00
001-150-542-000 OPERATING EXPENSES	2,500	55.20	1,405.20	0.00	1,094.80	56.21
001-150-543-000 PUBLICATIONS	500	0.00	0.00	0.00	500.00	0.00
001-150-568-000 MEDICAL EXPENSES	0	0.00	0.00	0.00	0.00	0.00
TOTAL CONTRACTUAL SERVICES	17,302	917.31	5,956.56	207.34	11,138.10	35.63
SUPPLIES						
001-150-612-000 OFFICE SUPPLIES	1,800	16.56	202.42	0.00	1,597.58	11.25
001-150-613-000 OPERATING SUPPLIES	1,500	0.00	505.07	18.50	976.43	34.90
001-150-614-000 POSTAGE	1,000	0.00	0.00	0.00	1,000.00	0.00
001-150-615-000 UNIFORMS	1,000	0.00	0.00	0.00	1,000.00	0.00
001-150-616-000 FUEL EXPENSE	5,000	0.00	0.00	0.00	5,000.00	0.00
TOTAL SUPPLIES	10,300	16.56	707.49	18.50	9,574.01	7.05
CAPITAL OUTLAY						
001-150-900-000 CAPITAL EXPENSE	4,645	0.00	0.00	0.00	4,645.00	0.00
TOTAL CAPITAL OUTLAY	4,645	0.00	0.00	0.00	4,645.00	0.00
TOTAL BUILDING DEPARTMENT	348,617	24,121.99	164,112.75	225.84	184,278.41	47.14

001-GENERAL FUND

% OF YEAR COMPLETED: 50.00

DEPARTMENTAL EXPENDITURES	CURRENT BUDGET	CURRENT PERIOD	YEAR TO DATE ACTUAL	TOTAL ENCUMBERED	BUDGET BALANCE	% YTD BUDGET
POLICE						
=====						
PERSONNEL SERVICES						
001-200-400-000 PAYROLL	1,283,785	91,642.26	579,252.36	0.00	704,532.64	45.12
001-200-401-000 OVERTIME PAYROLL EXPENSE	50,000	11,107.90	62,289.83	0.00 (12,289.83)	124.58
001-200-401-001 OVERTIME-GRANT REIMB	23,990	0.00	5,047.62	0.00	18,942.38	21.04
001-200-403-000 PERS	236,253	17,878.52	112,482.88	0.00	123,770.12	47.61
001-200-404-000 FICA	103,870	7,712.54	48,618.06	0.00	55,251.94	46.81
001-200-405-000 EMPLOYEE INSURANCE	193,352	15,406.46	84,284.34	0.00	109,067.66	43.59
001-200-406-000 UNEMPLOYMENT	1,225	228.70	845.50	0.00	379.50	69.02
001-200-407-000 WORKERS' COMPENSATION	53,789	0.00	57,651.39	0.00 (3,862.39)	107.18
TOTAL PERSONNEL SERVICES	1,946,264	143,976.38	950,471.98	0.00	995,792.02	48.84
CONTRACTUAL SERVICES						
001-200-510-000 COMPUTER SOFTWARE	12,035	381.99	4,501.31	205.00	7,328.69	39.11
001-200-512-000 ENGINEERING	0	0.00	0.00	0.00	0.00	0.00
001-200-516-000 GENERAL INSURANCE	0	0.00	0.00	0.00	0.00	0.00
001-200-521-000 MAINTENANCE AGREEMENTS	15,000	281.48	1,789.82	0.00	13,210.18	11.93
001-200-526-000 REPAIRS & MAINT - EQUIPM	0	0.00	0.00	0.00	0.00	0.00
001-200-528-000 REPAIRS & MAINT - VEHICL	35,000	4,660.84	29,210.60	10,876.42 (5,087.02)	114.53
001-200-533-000 WORKSHOPS, SEMINARS, TRA	5,000	0.00	1,785.31	257.00	2,957.69	40.85
001-200-538-000 MEMBERSHIP DUES	500	0.00	300.00	35.00	165.00	67.00
001-200-542-000 OPERATING EXPENSES	8,100	389.90	2,089.90	704.73	5,305.37	34.50
001-200-561-000 TRAINING	27,000	0.00	14,362.65	3,740.00	8,897.35	67.05
001-200-568-000 MEDICAL EXPENSES	2,000	35.00	1,471.00	1,231.00 (702.00)	135.10
TOTAL CONTRACTUAL SERVICES	104,635	5,749.21	55,510.59	17,049.15	32,075.26	69.35
SUPPLIES						
001-200-600-000 AMMUNITION	3,000	0.00	1,068.00	0.00	1,932.00	35.60
001-200-606-000 FIDELITY BOND	400	0.00	57.00	0.00	343.00	14.25
001-200-612-000 OFFICE SUPPLIES	1,000	0.00	356.64	0.00	643.36	35.66
001-200-613-000 OPERATING SUPPLIES	1,000	267.79	5,335.28	526.26 (4,861.54)	586.15
001-200-615-000 UNIFORMS	8,000	1,174.27	2,406.67	2,615.68	2,977.65	62.78
001-200-616-000 FUEL EXPENSE	60,000	4,518.86	28,440.73	0.00	31,559.27	47.40
001-200-620-000 CRIME PREVENTION SUPPLIE	2,000	0.00	154.68	675.00	1,170.32	41.48
001-200-699-000 HURRICANE PREP SUPPLIES	0	0.00	0.00	0.00	0.00	0.00
TOTAL SUPPLIES	75,400	5,960.92	37,819.00	3,816.94	33,764.06	55.22
CAPITAL OUTLAY						
001-200-900-000 CAPITAL EXPENSE	124,000	0.00	0.00	26,180.00	97,820.00	21.11
001-200-900-001 CAPITAL EXPENSE-DOJ EXP	0	0.00	0.00	0.00	0.00	0.00
001-200-901-000 POLICE REIMBURSEABLES	0	0.00	0.00	0.00	0.00	0.00
001-200-905-200 TRANSFER OUT DEBT SERV	76,413	0.00	67,235.60	0.00	9,177.40	87.99
TOTAL CAPITAL OUTLAY	200,413	0.00	67,235.60	26,180.00	106,997.40	46.61
TOTAL POLICE	2,326,712	155,686.51	1,111,037.17	47,046.09	1,168,628.74	49.77

001-GENERAL FUND

% OF YEAR COMPLETED: 50.00

DEPARTMENTAL EXPENDITURES	CURRENT BUDGET	CURRENT PERIOD	YEAR TO DATE ACTUAL	TOTAL ENCUMBERED	BUDGET BALANCE	% YTD BUDGET
FIRE						
=====						
PERSONNEL SERVICES						
001-260-400-000 PAYROLL	687,257	53,897.00	338,812.40	0.00	348,444.60	49.30
001-260-401-000 OVERTIME PAYROLL EXPENSE	90,000	9,180.30	51,899.28	0.00	38,100.72	57.67
001-260-403-000 PERS	135,243	10,975.48	67,983.99	0.00	67,259.01	50.27
001-260-404-000 FICA	59,460	4,611.48	28,727.83	0.00	30,732.17	48.31
001-260-405-000 EMPLOYEE INSURANCE	139,213	8,878.20	54,968.26	0.00	84,244.74	39.49
001-260-406-000 UNEMPLOYMENT	840	136.40	520.52	0.00	319.48	61.97
001-260-407-000 WORKERS' COMPENSATION	54,754	0.00	58,685.69	0.00 (3,931.69)	107.18
TOTAL PERSONNEL SERVICES	1,166,767	87,678.86	601,597.97	0.00	565,169.03	51.56
CONTRACTUAL SERVICES						
001-260-510-000 COMPUTER/SOFTWARE	1,500	24.00	153.99	255.00	1,091.01	27.27
001-260-513-000 EQUIPMENT RENTAL	0	0.00	0.00	0.00	0.00	0.00
001-260-516-000 GENERAL INSURANCE - VFIS	13,103	0.00	13,101.00	0.00	2.00	99.98
001-260-521-000 MAINTENANCE AGREEMENTS	15,232	367.36	2,964.79	1,275.00	10,992.21	27.83
001-260-526-000 REPAIRS & MAINT - EQUIPM	7,000	0.00	2,335.00	110.00	4,555.00	34.93
001-260-527-000 REPAIRS & MAINT - PROPER	12,361	156.34	938.24	0.00	11,422.76	7.59
001-260-528-000 REPAIRS & MAINT - VEHICL	30,000	4,377.67	15,333.60	4,462.90	10,203.50	65.99
001-260-530-000 TELEPHONE EXPENSE	0	0.00	0.00	0.00	0.00	0.00
001-260-533-000 WORKSHOPS, SEMINARS, TRA	3,000	180.00	180.00	600.00	2,220.00	26.00
001-260-542-000 OPERATING EXPENSE	1,000	0.00	0.00	5,378.00 (4,378.00)	537.80
001-260-561-000 TRAINING	10,000	40.00	3,865.00	1,000.00	5,135.00	48.65
001-260-561-001 TRAINING-1/4 MILL	0	0.00	0.00	0.00	0.00	0.00
001-260-568-000 MEDICAL EXPENSES	1,000	50.00	250.00	130.00	620.00	38.00
TOTAL CONTRACTUAL SERVICES	94,196	5,195.37	39,121.62	13,210.90	41,863.48	55.56
SUPPLIES						
001-260-612-000 OFFICE SUPPLIES	1,000	0.00	22.84	0.00	977.16	2.28
001-260-613-000 OPERATING SUPPLIES	2,000	0.00	566.90	2,183.56 (750.46)	137.52
001-260-615-000 UNIFORMS	5,000	0.00	2,564.43	254.00	2,181.57	56.37
001-260-615-001 UNIFORM-1/4 MILL	0	0.00	0.00	0.00	0.00	0.00
001-260-616-000 FUEL EXPENSE	10,000	790.40	4,582.65	0.00	5,417.35	45.83
001-260-699-000 HURRICANE PREP SUPPLIES	0	0.00	0.00	0.00	0.00	0.00
TOTAL SUPPLIES	18,000	790.40	7,736.82	2,437.56	7,825.62	56.52
CAPITAL OUTLAY						
001-260-900-000 CAPITAL EXPENSE	672,000	0.00	100.00	599,980.00	71,920.00	89.30
001-260-900-001 CAPITAL EXPENSE-1/4 MIL	0	0.00	0.00	0.00	0.00	0.00
001-260-905-200 TRANSFER OUT DEBT SERV	83,868	0.00	73,801.00	0.00	10,067.00	88.00
TOTAL CAPITAL OUTLAY	755,868	0.00	73,901.00	599,980.00	81,987.00	89.15
TOTAL FIRE	2,034,831	93,664.63	722,357.41	615,628.46	696,845.13	65.75

001-GENERAL FUND

% OF YEAR COMPLETED: 50.00

DEPARTMENTAL EXPENDITURES	CURRENT BUDGET	CURRENT PERIOD	YEAR TO DATE ACTUAL	TOTAL ENCUMBERED	BUDGET BALANCE	% YTD BUDGET
STREETS & PUBLIC WORKS						
=====						
PERSONNEL SERVICES						
001-300-400-000 PAYROLL	757,047	52,476.28	323,606.86	0.00	433,440.14	42.75
001-300-401-000 OVERTIME PAYROLL EXPENSE	20,000	0.00	6,021.41	0.00	13,978.59	30.11
001-300-403-000 PERS	134,563	9,037.36	56,705.38	0.00	77,857.62	42.14
001-300-404-000 FICA	59,444	3,891.42	24,510.41	0.00	34,933.59	41.23
001-300-405-000 EMPLOYEE INSURANCE	177,884	13,615.88	70,840.31	0.00	107,043.69	39.82
001-300-406-000 UNEMPLOYMENT	945	115.50	477.75	0.00	467.25	50.56
001-300-407-000 WORKERS' COMPENSATION	41,275	0.00	44,238.81	0.00 (2,963.81)	107.18
TOTAL PERSONNEL SERVICES	1,191,158	79,136.44	526,400.93	0.00	664,757.07	44.19
CONTRACTUAL SERVICES						
001-300-510-000 COMPUTER/SOFTWARE	3,500	48.00	288.00	147.50	3,064.50	12.44
001-300-512-000 ENGINEERING	19,000	1,000.00	13,182.50	0.00	5,817.50	69.38
001-300-513-000 EQUIPMENT RENTAL	4,000	70.18	421.08	105.00	3,473.92	13.15
001-300-516-000 GENERAL INSURANCE	7,000	7,000.00	7,000.00	0.00	0.00	100.00
001-300-521-000 MAINTENANCE AGREEMENTS	15,500	6,844.15	21,604.00	0.00 (6,104.00)	139.38
001-300-521-001 MAINTENANCE--LIGHTING CO	44,000	0.00	3,650.00	0.00	40,350.00	8.30
001-300-524-000 BLIGHTED PROPERTY PROJEC	10,000	0.00	0.00	0.00	10,000.00	0.00
001-300-526-000 REPAIRS & MAINT - EQUIPM	50,000	1,662.29	42,026.00	10,791.42 (2,817.42)	105.63
001-300-527-000 REPAIRS & MAINT - PROPER	80,000	5,174.22	38,880.42	23,212.74	17,906.84	77.62
001-300-527-001 SPORTS COMPLEX EXPENSE	20,000	1,687.58	13,875.38	4,706.68	1,417.94	92.91
001-300-528-000 REPAIRS & MAINT - VEHICL	12,000	1,395.61	6,454.86	1,528.84	4,016.30	66.53
001-300-529-000 STREET LIGHTS	345,000	33,429.22	193,784.33	308.00	150,907.67	56.26
001-300-530-000 TELEPHONE EXPENSE	1,900	0.00	544.48	0.00	1,355.52	28.66
001-300-531-000 UTILITIES	210,132	14,476.71	94,043.24	0.00	116,088.76	44.75
001-300-533-000 WORKSHOPS, SEMINARS, TRA	1,500	0.00	0.00	0.00	1,500.00	0.00
001-300-541-000 GARBAGE EXPENSE	2,200	541.26	3,302.22	0.00 (1,102.22)	150.10
001-300-542-000 OPERATING EXPENSES	25,500	920.69	2,395.69	2,483.02	20,621.29	19.13
001-300-549-000 JANITORIAL SUPPLIES	10,000	0.00	1,829.30	1,989.70	6,181.00	38.19
001-300-550-000 GRASS CUTTING	328,017	0.00	96,246.12	2,998.57	228,772.31	30.26
001-300-568-000 MEDICAL EXPENSES	1,000	0.00	300.00	0.00	700.00	30.00
TOTAL CONTRACTUAL SERVICES	1,190,249	74,249.91	539,827.62	48,271.47	602,149.91	49.41
SUPPLIES						
001-300-610-000 DRAINAGE MATERIALS	5,000	3,017.60	5,363.14	0.00 (363.14)	107.26
001-300-611-000 STREET MATERIALS	20,000	9,671.73	21,221.38	15,298.42 (16,519.80)	182.60
001-300-612-000 OFFICE SUPPLIES	1,000	364.74	648.74	167.22	184.04	81.60
001-300-613-000 OPERATING SUPPLIES	10,500	1,728.82	12,372.19	10,143.33 (12,015.52)	214.43
001-300-615-000 UNIFORMS	18,200	1,102.48	5,369.83	0.00	12,830.17	29.50
001-300-616-000 FUEL EXPENSE	60,000	5,141.49	33,608.27	0.00	26,391.73	56.01
001-300-621-000 LIGHTING MATERIALS	5,000	61.80	342.57	0.00	4,657.43	6.85
001-300-622-000 GRASSCUTTING MATERIALS	10,000	0.00	0.00	1,512.42	8,487.58	15.12
001-300-623-000 BEAUTIFICATION MATERIALS	10,000	0.00	165.04	1,250.00	8,584.96	14.15
001-300-625-000 PARKS MATERIALS	60,000	3,548.59	8,006.61	1.62	51,991.77	13.35
001-300-699-000 HURRICANE PREP SUPPLIES	0	0.00	0.00	0.00	0.00	0.00
TOTAL SUPPLIES	199,700	24,637.25	87,097.77	28,373.01	84,229.22	57.82

001-GENERAL FUND

% OF YEAR COMPLETED: 50.00

DEPARTMENTAL EXPENDITURES	CURRENT BUDGET	CURRENT PERIOD	YEAR TO DATE ACTUAL	TOTAL ENCUMBERED	BUDGET BALANCE	% YTD BUDGET
CAPITAL OUTLAY						
001-300-900-000 CAPITAL EXPENSE	64,750	0.00	25,262.57	0.00	39,487.43	39.02
001-300-905-200 TRANSFER OUT DEBT SERV	28,190	0.00	19,317.00	0.00	8,873.00	68.52
001-300-912-000 CAPITAL OUTLAY-STREETS	0	0.00	0.00	984.73 (984.73)	0.00
TOTAL CAPITAL OUTLAY	92,940	0.00	44,579.57	984.73	47,375.70	49.03
<hr/>						
TOTAL STREETS & PUBLIC WORKS	2,674,047	178,023.60	1,197,905.89	77,629.21	1,398,511.90	47.70
TRANSFERS OUT						
=====						
CAPITAL OUTLAY						
001-900-900-001 TRANSFERS OUT	0	0.00	0.00	0.00	0.00	0.00
TOTAL CAPITAL OUTLAY	0	0.00	0.00	0.00	0.00	0.00
TRANSFERS & OTHER						
001-900-951-000 ENDING CASH BAL-GEN FUND	300,000	0.00	0.00	0.00	300,000.00	0.00
001-900-951-001 ENDING CASH BAL-FIRE BAN	86,066	0.00	0.00	0.00	86,065.88	0.00
TOTAL TRANSFERS & OTHER	386,066	0.00	0.00	0.00	386,065.88	0.00
<hr/>						
TOTAL TRANSFERS OUT	386,066	0.00	0.00	0.00	386,065.88	0.00
<hr/>						
TOTAL EXPENDITURES	10,623,947	452,459.92	4,765,727.81	744,112.01	5,114,107.06	51.86
REVENUE OVER/(UNDER) EXPENDITURES	971	249,134.82	1,202,617.94 (744,112.01) (457,535.13)	7,229.70

CITY OF BAY ST. LOUIS
 REVENUE & EXPENSE REPORT (UNAUDITED)
 AS OF: MARCH 31ST, 2020

005-MUNICIPAL RESERVE FUND
 FINANCIAL SUMMARY

% OF YEAR COMPLETED: 50.00

	CURRENT BUDGET	CURRENT PERIOD	YEAR TO DATE ACTUAL	TOTAL ENCUMBERED	BUDGET BALANCE	% YTD BUDGET
REVENUE SUMMARY						
GRANTS	0	0.00	0.00	0.00	0.00	0.00
INTEREST	500	0.00	490.30	0.00	9.70	98.06
OTHER	215,000	0.00	257,779.51	0.00 (42,779.51)	119.90
CAPITAL	0	0.00	0.00	0.00	0.00	0.00
TOTAL REVENUES	215,500	0.00	258,269.81	0.00 (42,769.81)	119.85
EXPENDITURE SUMMARY						
MUNI RESERVE EXPENSE						
CONTRACTUAL SERVICES	0	0.00	0.00	0.00	0.00	0.00
SUPPLIES	0	0.00	0.00	0.00	0.00	0.00
CAPITAL OUTLAY	0	0.00	0.00	0.00	0.00	0.00
TOTAL MUNI RESERVE EXPENSE	0	0.00	0.00	0.00	0.00	0.00
MUNI RESERVE EXPENSE						
CAPITAL OUTLAY	0	2,495.32	20,015.80	0.00 (20,015.80)	0.00
TRANSFERS & OTHER	0	0.00	0.00	0.00	0.00	0.00
TOTAL MUNI RESERVE EXPENSE	0	2,495.32	20,015.80	0.00 (20,015.80)	0.00
TOTAL EXPENDITURES	0	2,495.32	20,015.80	0.00 (20,015.80)	0.00
REVENUE OVER/(UNDER) EXPENDITURES	215,500 (2,495.32)	238,254.01	0.00 (22,754.01)	110.56

005-MUNICIPAL RESERVE FUND

% OF YEAR COMPLETED: 50.00

REVENUES	CURRENT BUDGET	CURRENT PERIOD	YEAR TO DATE ACTUAL	TOTAL ENCUMBERED	BUDGET BALANCE	% YTD BUDGET
GRANTS						
005-000-257-013 GRANT REVENUE-OST PROJEC	0	0.00	0.00	0.00	0.00	0.00
005-000-257-014 GRANT REVENUE-MDOT-90 ME	0	0.00	0.00	0.00	0.00	0.00
005-000-257-015 GRANT REVENUE_SAFE ROUTE	0	0.00	0.00	0.00	0.00	0.00
005-000-257-016 GRANT REVENUE-BEYER DR	0	0.00	0.00	0.00	0.00	0.00
005-000-257-017 GRANT REVENUE-WASHINGTON	0	0.00	0.00	0.00	0.00	0.00
TOTAL GRANTS	0	0.00	0.00	0.00	0.00	0.00
INTEREST						
005-000-290-000 INTEREST INCOME	500	0.00	490.30	0.00	9.70	98.06
TOTAL INTEREST	500	0.00	490.30	0.00	9.70	98.06
OTHER						
005-000-300-000 OTHER INCOME	0	0.00	0.00	0.00	0.00	0.00
005-000-300-302 TRANSFER IN-TAXES	0	0.00	0.00	0.00	0.00	0.00
005-000-300-303 TRANSFER IN-GEN FUND OPE	215,000	0.00	257,779.51	0.00 (42,779.51)	119.90
005-000-300-304 TRANSFER IN - DEBT SERVI	0	0.00	0.00	0.00	0.00	0.00
TOTAL OTHER	215,000	0.00	257,779.51	0.00 (42,779.51)	119.90
CAPITAL						
005-000-399-000 BEGINNING CASH BALANCE	0	0.00	0.00	0.00	0.00	0.00
TOTAL CAPITAL	0	0.00	0.00	0.00	0.00	0.00
TOTAL REVENUE	215,500	0.00	258,269.81	0.00 (42,769.81)	119.85

005-MUNICIPAL RESERVE FUND

% OF YEAR COMPLETED: 50.00

DEPARTMENTAL EXPENDITURES	CURRENT BUDGET	CURRENT PERIOD	YEAR TO DATE ACTUAL	TOTAL ENCUMBERED	BUDGET BALANCE	% YTD BUDGET
MUNI RESERVE EXPENSE =====						
CONTRACTUAL SERVICES						
005-100-543-000 PUBLICATIONS	0	0.00	0.00	0.00	0.00	0.00
005-100-546-000 SETTLEMENTS	0	0.00	0.00	0.00	0.00	0.00
TOTAL CONTRACTUAL SERVICES	0	0.00	0.00	0.00	0.00	0.00
SUPPLIES						
005-100-611-000 STREET MATERIALS	0	0.00	0.00	0.00	0.00	0.00
TOTAL SUPPLIES	0	0.00	0.00	0.00	0.00	0.00
CAPITAL OUTLAY						
005-100-900-000 CAPITAL EXPENSE	0	0.00	0.00	0.00	0.00	0.00
TOTAL CAPITAL OUTLAY	0	0.00	0.00	0.00	0.00	0.00
<hr/>						
TOTAL MUNI RESERVE EXPENSE	0	0.00	0.00	0.00	0.00	0.00
MUNI RESERVE EXPENSE =====						
CAPITAL OUTLAY						
005-900-900-001 TRANSFERS OUT	0	0.00	0.00	0.00	0.00	0.00
005-900-905-001 OLD SPANISH TRAIL PROJEC	0	0.00	0.00	0.00	0.00	0.00
005-900-905-002 MDOT HWY 90 MEDIAN PROJE	0	0.00	3,500.00	0.00 (3,500.00)	0.00
005-900-905-003 SAFE ROUTES TO SCHOOLS	0	0.00	0.00	0.00	0.00	0.00
005-900-905-004 BEYER DRIVE SIDEWALK	0	1,641.39	11,156.64	0.00 (11,156.64)	0.00
005-900-905-005 WASHINGTON ST SIDEWALK	0	853.93	5,359.16	0.00 (5,359.16)	0.00
TOTAL CAPITAL OUTLAY	0	2,495.32	20,015.80	0.00 (20,015.80)	0.00
TRANSFERS & OTHER						
005-900-951-000 ENDING CASH BALANCE	0	0.00	0.00	0.00	0.00	0.00
TOTAL TRANSFERS & OTHER	0	0.00	0.00	0.00	0.00	0.00
<hr/>						
TOTAL MUNI RESERVE EXPENSE	0	2,495.32	20,015.80	0.00 (20,015.80)	0.00
<hr/>						
TOTAL EXPENDITURES	0	2,495.32	20,015.80	0.00 (20,015.80)	0.00
REVENUE OVER/(UNDER) EXPENDITURES	215,500 (2,495.32)	238,254.01	0.00 (22,754.01)	110.56

CITY OF BAY ST. LOUIS
 REVENUE & EXPENSE REPORT (UNAUDITED)
 AS OF: MARCH 31ST, 2020

200-DEBT SERVICE FUND
 FINANCIAL SUMMARY

% OF YEAR COMPLETED: 50.00

	CURRENT BUDGET	CURRENT PERIOD	YEAR TO DATE ACTUAL	TOTAL ENCUMBERED	BUDGET BALANCE	% YTD BUDGET
REVENUE SUMMARY						
TAXES	0	0.00	0.00	0.00	0.00	0.00
INTEREST	100	0.00	85.54	0.00	14.46	85.54
OTHER	500,930	0.00	391,396.04	0.00	109,533.79	78.13
CAPITAL	90,000	0.00	0.00	0.00	90,000.00	0.00
TOTAL REVENUES	591,030	0.00	391,481.58	0.00	199,548.25	66.24
EXPENDITURE SUMMARY						
DEBT SERVICE						
DEBT SERVICE	509,958	64,863.03	341,705.27	0.00	168,252.28	67.01
CAPITAL OUTLAY	0	0.00	0.00	0.00	0.00	0.00
TRANSFERS & OTHER	81,072	0.00	0.00	0.00	81,072.00	0.00
TOTAL DEBT SERVICE	591,030	64,863.03	341,705.27	0.00	249,324.28	57.82
TOTAL EXPENDITURES	591,030	64,863.03	341,705.27	0.00	249,324.28	57.82
REVENUE OVER/ (UNDER) EXPENDITURES	0 (64,863.03)	49,776.31	0.00 (49,776.03)	7,253.57

200-DEBT SERVICE FUND

% OF YEAR COMPLETED: 50.00

REVENUES	CURRENT BUDGET	CURRENT PERIOD	YEAR TO DATE ACTUAL	TOTAL ENCUMBERED	BUDGET BALANCE	% YTD BUDGET
TAXES						
200-000-201-004 DEBT SERVICE AD VALOREM	0	0.00	0.00	0.00	0.00	0.00
TOTAL TAXES	0	0.00	0.00	0.00	0.00	0.00
INTEREST						
200-000-290-000 INTEREST INCOME	100	0.00	85.54	0.00	14.46	85.54
TOTAL INTEREST	100	0.00	85.54	0.00	14.46	85.54
OTHER						
200-000-300-001 AD VALOREM	100,625	0.00	104,926.44	0.00 (4,301.83)	104.28
200-000-300-002 DEBT SVC. - FIRE REBATE	50,000	0.00	50,000.00	0.00	0.00	100.00
200-000-300-003 DEBT SVC. - PUBLIC WORKS	28,190	0.00	19,317.00	0.00	8,872.50	68.53
200-000-300-005 DEBT SVC. -POLICE ASSETS	76,413	0.00	67,235.60	0.00	9,177.40	87.99
200-000-300-006 R & B TRANSFER IN FOR EQ	70,000	0.00	70,000.00	0.00	0.00	100.00
200-000-300-012 TRF IN FOR NEW FIRE TRUC	83,868	0.00	73,801.00	0.00	10,067.22	88.00
200-000-300-013 TRANS IN FR UTIL FUND	82,363	0.00	0.00	0.00	82,362.50	0.00
200-000-300-014 TRANSFER IN ADMIN ASSETS	9,472	0.00	6,116.00	0.00	3,356.00	64.57
200-000-300-303 TRANSFER IN-MUNICIPAL RE	0	0.00	0.00	0.00	0.00	0.00
TOTAL OTHER	500,930	0.00	391,396.04	0.00	109,533.79	78.13
CAPITAL						
200-000-399-000 BEG CASH BALANCE	90,000	0.00	0.00	0.00	90,000.00	0.00
TOTAL CAPITAL	90,000	0.00	0.00	0.00	90,000.00	0.00
TOTAL REVENUE	591,030	0.00	391,481.58	0.00	199,548.25	66.24

200-DEBT SERVICE FUND

% OF YEAR COMPLETED: 50.00

DEPARTMENTAL EXPENDITURES	CURRENT BUDGET	CURRENT PERIOD	YEAR TO DATE ACTUAL	TOTAL ENCUMBERED	BUDGET BALANCE	% YTD BUDGET
DEBT SERVICE						
=====						
DEBT SERVICE						
200-000-805-004 BOND PRINCIPAL - 2010	107,500	0.00	107,500.00	0.00	0.00	100.00
200-000-805-007 TOYOTA TUNDRA - HIDTA	0	0.00	0.00	0.00	0.00	0.00
200-000-805-008 DODGE CHARGERS 2014	0	0.00	0.00	0.00	0.00	0.00
200-000-805-011 JOHN DEERE BOOM CUTTER	0	0.00	0.00	0.00	0.00	0.00
200-000-805-012 FIRE LADDER TRUCK	68,095	0.00	68,095.20	0.00	0.00	100.00
200-000-805-013 PW KUBOTA 2017 WITH KING	16,128	1,343.98	8,063.88	0.00	8,063.88	50.00
200-000-805-015 UTIL-COMPACT ESCAVATOR	5,317	443.08	2,658.48	0.00	2,658.48	50.00
200-000-805-016 DUMP TRUCK	7,981	665.07	3,990.42	0.00	3,990.42	50.00
200-000-805-017 UTIL-EXCAV. FUSING EQUIP	3,862	321.83	1,930.98	0.00	1,930.98	50.00
200-000-805-018 2 ZERO TURN MOWERS	3,309	275.77	1,654.62	0.00	1,654.62	50.00
200-000-805-019 1/2 PW-1/2 UTIL==2018 BA	14,226	1,185.47	7,112.82	0.00	7,112.82	50.00
200-000-805-021 2017 POLICE CAR	6,116	509.63	3,057.78	0.00	3,057.78	50.00
200-000-805-022 CITY HALL CAR	6,116	509.63	3,057.78	0.00	3,057.78	50.00
200-000-805-023 DURASPRAY PATCHER	10,595	882.91	5,297.46	0.00	5,297.46	50.00
200-000-805-024 STREET SWEEPER	30,515	2,542.88	15,257.28	0.00	15,257.28	50.00
200-000-805-121 CITY HALL POOL VEHICLE	3,356	0.00	0.00	0.00	3,355.74	0.00
200-000-805-204 2019 POLICE TRUCK	6,116	476.86	1,907.44	0.00	4,208.12	31.19
200-000-805-205 POLICE CARS (2)	7,830	0.00	0.00	0.00	7,830.12	0.00
200-000-805-261 FIRE CHIEF TRUCK	5,034	0.00	0.00	0.00	5,033.61	0.00
200-000-805-262 FIRE ASST CHIEF TRUCK	5,034	0.00	0.00	0.00	5,033.61	0.00
200-000-805-301 PW PICKUP TRUCK	6,711	0.00	0.00	0.00	6,711.48	0.00
200-000-805-401 UTIL PICKUP TRUCK	6,711	0.00	0.00	0.00	6,711.48	0.00
200-000-805-402 UTIL BYPASS PUMP	13,423	0.00	0.00	0.00	13,422.96	0.00
200-000-805-403 UTIL GRAPPLE TRUCK	35,795	0.00	0.00	0.00	35,794.56	0.00
200-000-805-901 UTIL/PW DUMP TRUCK	12,304	0.00	0.00	0.00	12,304.32	0.00
200-000-810-001 POLICE CARS (10)	56,351	0.00	54,262.58	0.00	2,088.74	96.29
200-000-810-002 PW TRACTOR 2016 kubota	13,676	0.00	0.00	0.00	13,676.04	0.00
200-000-810-003 2016 CINDER CHASSIS FIRE	55,706	55,705.92	55,705.92	0.00	0.00	100.00
200-000-810-004 BOND INTEREST - 2010	1,328	0.00	1,327.63	0.00	0.00	100.00
200-000-811-002 BOND ISSUANCE COSTS	825	0.00	825.00	0.00	0.00	100.00
TOTAL DEBT SERVICE	509,958	64,863.03	341,705.27	0.00	168,252.28	67.01
CAPITAL OUTLAY						
200-000-900-001 TRANSFERS OUT	0	0.00	0.00	0.00	0.00	0.00
TOTAL CAPITAL OUTLAY	0	0.00	0.00	0.00	0.00	0.00
TRANSFERS & OTHER						
200-000-951-000 ENDING CASH	81,072	0.00	0.00	0.00	81,072.00	0.00
TOTAL TRANSFERS & OTHER	81,072	0.00	0.00	0.00	81,072.00	0.00
TOTAL DEBT SERVICE	591,030	64,863.03	341,705.27	0.00	249,324.28	57.82
TOTAL EXPENDITURES	591,030	64,863.03	341,705.27	0.00	249,324.28	57.82
REVENUE OVER/(UNDER) EXPENDITURES	0 (64,863.03)	49,776.31	0.00 (49,776.03)	7,253.57

CITY OF BAY ST. LOUIS
 REVENUE & EXPENSE REPORT (UNAUDITED)
 AS OF: MARCH 31ST, 2020

270-2016 DEBT SERV R&B BOND
 FINANCIAL SUMMARY

% OF YEAR COMPLETED: 50.00

	CURRENT BUDGET	CURRENT PERIOD	YEAR TO DATE ACTUAL	TOTAL ENCUMBERED	BUDGET BALANCE	% YTD BUDGET
REVENUE SUMMARY						
TAXES	0	0.00	0.00	0.00	0.00	0.00
INTEREST	0	0.00	55.83	0.00 (55.83)	0.00
OTHER	261,362	0.00	119,088.67	0.00	142,273.33	45.56
CAPITAL	150,000	0.00	0.00	0.00	150,000.00	0.00
TOTAL REVENUES	411,362	0.00	119,144.50	0.00	292,217.50	28.96
EXPENDITURE SUMMARY						
DEBT SERVICE						
CONTRACTUAL SERVICES	0	0.00	0.00	0.00	0.00	0.00
SUPPLIES	0	0.00	0.00	0.00	0.00	0.00
DEBT SERVICE	249,025	1,450.00	250,200.00	0.00 (1,175.00)	100.47
CAPITAL OUTLAY	0	0.00	0.00	0.00	0.00	0.00
TRANSFERS & OTHER	150,000	0.00	0.00	0.00	150,000.00	0.00
TOTAL DEBT SERVICE	399,025	1,450.00	250,200.00	0.00	148,825.00	62.70
TOTAL EXPENDITURES	399,025	1,450.00	250,200.00	0.00	148,825.00	62.70
REVENUE OVER/ (UNDER) EXPENDITURES	12,337 (1,450.00) (131,055.50)	0.00	143,392.50	1,062.30-

CITY OF BAY ST. LOUIS
 REVENUE & EXPENSE REPORT (UNAUDITED)
 AS OF: MARCH 31ST, 2020

270-2016 DEBT SERV R&B BOND

% OF YEAR COMPLETED: 50.00

REVENUES	CURRENT BUDGET	CURRENT PERIOD	YEAR TO DATE ACTUAL	TOTAL ENCUMBERED	BUDGET BALANCE	% YTD BUDGET
TAXES						
270-000-201-006 ROAD & BRIDGE COUNTY POR	0	0.00	0.00	0.00	0.00	0.00
TOTAL TAXES	0	0.00	0.00	0.00	0.00	0.00
INTEREST						
270-000-290-000 INTEREST INCOME	0	0.00	55.83	0.00 (55.83)	0.00
TOTAL INTEREST	0	0.00	55.83	0.00 (55.83)	0.00
OTHER						
270-000-300-302 TRANSFERS IN	261,362	0.00	119,088.67	0.00	142,273.33	45.56
270-000-300-303 TRANSFER IN-FIRST BANK A	0	0.00	0.00	0.00	0.00	0.00
TOTAL OTHER	261,362	0.00	119,088.67	0.00	142,273.33	45.56
CAPITAL						
270-000-399-000 BEGINNING CASH BALANCE	150,000	0.00	0.00	0.00	150,000.00	0.00
TOTAL CAPITAL	150,000	0.00	0.00	0.00	150,000.00	0.00
TOTAL REVENUE	411,362	0.00	119,144.50	0.00	292,217.50	28.96

270-2016 DEBT SERV R&B BOND

% OF YEAR COMPLETED: 50.00

DEPARTMENTAL EXPENDITURES	CURRENT BUDGET	CURRENT PERIOD	YEAR TO DATE ACTUAL	TOTAL ENCUMBERED	BUDGET BALANCE	% YTD BUDGET
DEBT SERVICE						
=====						
CONTRACTUAL SERVICES						
270-000-512-000 ENGINEERING	0	0.00	0.00	0.00	0.00	0.00
TOTAL CONTRACTUAL SERVICES	0	0.00	0.00	0.00	0.00	0.00
SUPPLIES						
270-000-611-000 STREET MATERIALS	0	0.00	0.00	0.00	0.00	0.00
TOTAL SUPPLIES	0	0.00	0.00	0.00	0.00	0.00
DEBT SERVICE						
270-000-805-006 2016 R&B PRINCIPAL	155,000	0.00	160,000.00	0.00 (5,000.00)	103.23
270-000-810-006 2016 R&B BOND INTEREST	92,625	0.00	88,750.00	0.00	3,875.00	95.82
270-000-811-000 BANK FEES	1,400	1,450.00	1,450.00	0.00 (50.00)	103.57
TOTAL DEBT SERVICE	249,025	1,450.00	250,200.00	0.00 (1,175.00)	100.47
CAPITAL OUTLAY						
270-000-905-001 TRANSFER OUT	0	0.00	0.00	0.00	0.00	0.00
TOTAL CAPITAL OUTLAY	0	0.00	0.00	0.00	0.00	0.00
TRANSFERS & OTHER						
270-000-951-000 ENDING CASH	150,000	0.00	0.00	0.00	150,000.00	0.00
TOTAL TRANSFERS & OTHER	150,000	0.00	0.00	0.00	150,000.00	0.00
TOTAL DEBT SERVICE	399,025	1,450.00	250,200.00	0.00	148,825.00	62.70
TOTAL EXPENDITURES	399,025	1,450.00	250,200.00	0.00	148,825.00	62.70
REVENUE OVER/ (UNDER) EXPENDITURES	12,337 (1,450.00) (131,055.50)	0.00	143,392.50	1,062.30-

CITY OF BAY ST. LOUIS
 REVENUE & EXPENSE REPORT (UNAUDITED)
 AS OF: MARCH 31ST, 2020

300-DOJ FUNDS
 FINANCIAL SUMMARY

% OF YEAR COMPLETED: 50.00

	CURRENT BUDGET	CURRENT PERIOD	YEAR TO DATE ACTUAL	TOTAL ENCUMBERED	BUDGET BALANCE	% YTD BUDGET
REVENUE SUMMARY						
INTEREST	0	0.00	76.07	0.00 (76.07)	0.00
OTHER	0	0.00	0.00	0.00	0.00	0.00
CAPITAL	96,582	0.00	0.00	0.00	96,582.00	0.00
TOTAL REVENUES	96,582	0.00	76.07	0.00	96,505.93	0.08
EXPENDITURE SUMMARY						
POLICE						
CAPITAL OUTLAY	0	0.00	0.00	0.00	0.00	0.00
TOTAL POLICE	0	0.00	0.00	0.00	0.00	0.00
DEBT SERVICE						
DEBT SERVICE	0	0.00	0.00	0.00	0.00	0.00
TOTAL DEBT SERVICE	0	0.00	0.00	0.00	0.00	0.00
TOTAL EXPENDITURES	0	0.00	0.00	0.00	0.00	0.00
REVENUE OVER/ (UNDER) EXPENDITURES	96,582	0.00	76.07	0.00	96,505.93	0.08

CITY OF BAY ST. LOUIS
 REVENUE & EXPENSE REPORT (UNAUDITED)
 AS OF: MARCH 31ST, 2020

300-DOJ FUNDS

% OF YEAR COMPLETED: 50.00

REVENUES	CURRENT BUDGET	CURRENT PERIOD	YEAR TO DATE ACTUAL	TOTAL ENCUMBERED	BUDGET BALANCE	% YTD BUDGET
INTEREST						
300-000-290-000 INTEREST INCOME	0	0.00	76.07	0.00 (76.07)	0.00
TOTAL INTEREST	0	0.00	76.07	0.00 (76.07)	0.00
OTHER						
300-000-300-302 TRANSFER IN	0	0.00	0.00	0.00	0.00	0.00
300-000-340-000 DOJ FORFEITED ASSETS	0	0.00	0.00	0.00	0.00	0.00
TOTAL OTHER	0	0.00	0.00	0.00	0.00	0.00
CAPITAL						
300-000-399-000 BEGINNING CASH BALANCE	96,582	0.00	0.00	0.00	96,582.00	0.00
TOTAL CAPITAL	96,582	0.00	0.00	0.00	96,582.00	0.00
TOTAL REVENUE	96,582	0.00	76.07	0.00	96,505.93	0.08

CITY OF BAY ST. LOUIS
 REVENUE & EXPENSE REPORT (UNAUDITED)
 AS OF: MARCH 31ST, 2020

300-DOJ FUNDS

% OF YEAR COMPLETED: 50.00

DEPARTMENTAL EXPENDITURES	CURRENT BUDGET	CURRENT PERIOD	YEAR TO DATE ACTUAL	TOTAL ENCUMBERED	BUDGET BALANCE	% YTD BUDGET
<hr/>						
POLICE =====						
CAPITAL OUTLAY						
300-200-900-000 CAPITAL EXPENSE	0	0.00	0.00	0.00	0.00	0.00
TOTAL CAPITAL OUTLAY	0	0.00	0.00	0.00	0.00	0.00
<hr/>						
TOTAL POLICE	0	0.00	0.00	0.00	0.00	0.00
<hr/>						
DEBT SERVICE =====						
DEBT SERVICE						
300-000-811-001 BANK FEES	0	0.00	0.00	0.00	0.00	0.00
TOTAL DEBT SERVICE	0	0.00	0.00	0.00	0.00	0.00
<hr/>						
TOTAL DEBT SERVICE	0	0.00	0.00	0.00	0.00	0.00
<hr/>						
TOTAL EXPENDITURES	0	0.00	0.00	0.00	0.00	0.00
REVENUE OVER/ (UNDER) EXPENDITURES	96,582	0.00	76.07	0.00	96,505.93	0.08

CITY OF BAY ST. LOUIS
 REVENUE & EXPENSE REPORT (UNAUDITED)
 AS OF: MARCH 31ST, 2020

350-COUNTY ROAD & BRIDGE
 FINANCIAL SUMMARY

% OF YEAR COMPLETED: 50.00

	CURRENT BUDGET	CURRENT PERIOD	YEAR TO DATE ACTUAL	TOTAL ENCUMBERED	BUDGET BALANCE	% YTD BUDGET
REVENUE SUMMARY						
INTEREST	0	0.00	100.31	0.00 (100.31)	0.00
OTHER	273,480	67,603.06	168,234.98	0.00	105,245.02	61.52
CAPITAL	150,000	0.00	0.00	0.00	150,000.00	0.00
TOTAL REVENUES	423,480	67,603.06	168,335.29	0.00	255,144.71	39.75
EXPENDITURE SUMMARY						
GENERAL						
DEBT SERVICE	0	0.00	0.00	0.00	0.00	0.00
CAPITAL OUTLAY	70,000	715.00	292,851.12	904.00 (223,755.12)	419.65
TRANSFERS & OTHER	150,000	0.00	0.00	0.00	150,000.00	0.00
TOTAL GENERAL	220,000	715.00	292,851.12	904.00 (73,755.12)	133.53
TOTAL EXPENDITURES	220,000	715.00	292,851.12	904.00 (73,755.12)	133.53
REVENUE OVER/ (UNDER) EXPENDITURES	203,480	66,888.06 (124,515.83) (904.00)	328,899.83	61.64-

CITY OF BAY ST. LOUIS
 REVENUE & EXPENSE REPORT (UNAUDITED)
 AS OF: MARCH 31ST, 2020

350-COUNTY ROAD & BRIDGE

% OF YEAR COMPLETED: 50.00

REVENUES	CURRENT BUDGET	CURRENT PERIOD	YEAR TO DATE ACTUAL	TOTAL ENCUMBERED	BUDGET BALANCE	% YTD BUDGET
INTEREST						
350-000-290-000 INTEREST INCOME	0	0.00	100.31	0.00 (100.31)	0.00
TOTAL INTEREST	0	0.00	100.31	0.00 (100.31)	0.00
OTHER						
350-000-300-302 TRANSFERS IN	136,740	0.00	43,666.29	0.00	93,073.71	31.93
350-000-340-000 COUNTY ROAD & BRIDGE REV	136,740	67,603.06	124,568.69	0.00	12,171.31	91.10
TOTAL OTHER	273,480	67,603.06	168,234.98	0.00	105,245.02	61.52
CAPITAL						
350-000-399-000 BEG CASH BALANCE	150,000	0.00	0.00	0.00	150,000.00	0.00
TOTAL CAPITAL	150,000	0.00	0.00	0.00	150,000.00	0.00
TOTAL REVENUE	423,480	67,603.06	168,335.29	0.00	255,144.71	39.75

350-COUNTY ROAD & BRIDGE

% OF YEAR COMPLETED: 50.00

DEPARTMENTAL EXPENDITURES	CURRENT BUDGET	CURRENT PERIOD	YEAR TO DATE ACTUAL	TOTAL ENCUMBERED	BUDGET BALANCE	% YTD BUDGET
GENERAL						
=====						
DEBT SERVICE						
350-000-811-001 BANK FEES	0	0.00	0.00	0.00	0.00	0.00
TOTAL DEBT SERVICE	0	0.00	0.00	0.00	0.00	0.00
CAPITAL OUTLAY						
350-000-905-001 TRANSFERS OUT DEBT SERV	70,000	0.00	70,000.00	0.00	0.00	100.00
350-000-912-000 CAPITAL OUTLAY-STREETS	0	0.00	0.00	904.00 (904.00)	0.00
350-000-912-001 CAPITAL OUTLAY-SEMINARY	0	0.00	0.00	0.00	0.00	0.00
350-000-912-002 PAVE PARKING LOT STATE S	0	0.00	0.00	0.00	0.00	0.00
350-000-912-003 MICHAEL DRIVE DRAINAGE	0	0.00	0.00	0.00	0.00	0.00
350-000-912-004 VINE CIRCLE DRAINAGE PRO	0	0.00	0.00	0.00	0.00	0.00
350-000-912-005 RESERVE ST PAVING REPAIR	0	0.00	0.00	0.00	0.00	0.00
350-000-912-006 OST & RR PAVING PROJECT	0	715.00	222,851.12	0.00 (222,851.12)	0.00
TOTAL CAPITAL OUTLAY	70,000	715.00	292,851.12	904.00 (223,755.12)	419.65
TRANSFERS & OTHER						
350-000-951-000 ENDING CASH BALANCE	150,000	0.00	0.00	0.00	150,000.00	0.00
TOTAL TRANSFERS & OTHER	150,000	0.00	0.00	0.00	150,000.00	0.00
TOTAL GENERAL	220,000	715.00	292,851.12	904.00 (73,755.12)	133.53
TOTAL EXPENDITURES	220,000	715.00	292,851.12	904.00 (73,755.12)	133.53
REVENUE OVER/ (UNDER) EXPENDITURES	203,480	66,888.06 (124,515.83) (904.00)	328,899.83	61.64-

CITY OF BAY ST. LOUIS
 REVENUE & EXPENSE REPORT (UNAUDITED)
 AS OF: MARCH 31ST, 2020

400-UTILITY FUND
 FINANCIAL SUMMARY

% OF YEAR COMPLETED: 50.00

	CURRENT BUDGET	CURRENT PERIOD	YEAR TO DATE ACTUAL	TOTAL ENCUMBERED	BUDGET BALANCE	% YTD BUDGET
REVENUE SUMMARY						
UTILITY	3,710,930	307,765.88	1,831,229.06	0.00	1,879,700.94	49.35
OPERATING	71,244	8,745.44	45,243.18	0.00	26,000.82	63.50
INTEREST	800	0.00	726.45	0.00	73.55	90.81
OTHER	69,352	1,261.36	8,477.45	0.00	60,874.55	12.22
CAPITAL	1,165,361	0.00	0.00	0.00	1,165,361.00	0.00
TOTAL REVENUES	5,017,687	317,772.68	1,885,676.14	0.00	3,132,010.86	37.58
EXPENDITURE SUMMARY						
ADMINISTRATION						
PERSONNEL SERVICES	155,691	8,727.16	65,603.04	0.00	90,087.92	42.14
CONTRACTUAL SERVICES	432,060	90,305.29	119,681.55	175.00	312,203.45	27.74
SUPPLIES	25,000	325.80	7,089.70	1,769.25	16,141.05	35.44
CAPITAL OUTLAY	0	0.00	8,427.25	0.00	(8,427.25)	0.00
TOTAL ADMINISTRATION	612,751	99,358.25	200,801.54	1,944.25	410,005.17	33.09
UTILITY OPERATIONS						
PERSONNEL SERVICES	649,633	44,520.84	286,990.07	0.00	362,642.68	44.18
CONTRACTUAL SERVICES	1,995,000	162,603.27	962,462.31	20,901.25	1,011,636.44	49.29
SUPPLIES	462,580	39,497.19	244,243.35	27,563.39	190,773.26	58.76
CAPITAL OUTLAY	417,113	0.00	26,343.31	777.65	389,991.54	6.50
TOTAL UTILITY OPERATIONS	3,524,325	246,621.30	1,520,039.04	49,242.29	1,955,043.92	44.53
CITY SERVICES (OTHER)						
TRANSFERS & OTHER	880,611	0.00	0.00	0.00	880,611.00	0.00
TOTAL CITY SERVICES (OTHER)	880,611	0.00	0.00	0.00	880,611.00	0.00
TOTAL EXPENDITURES	5,017,687	345,979.55	1,720,840.58	51,186.54	3,245,660.09	35.32
REVENUE OVER/(UNDER) EXPENDITURES	(0)	(28,206.87)	164,835.56	(51,186.54)	(113,649.23)	8,580.95-

400-UTILITY FUND

% OF YEAR COMPLETED: 50.00

REVENUES	CURRENT BUDGET	CURRENT PERIOD	YEAR TO DATE ACTUAL	TOTAL ENCUMBERED	BUDGET BALANCE	% YTD BUDGET
UTILITY						
400-000-240-000 WATER INCOME	615,000	55,742.68	304,554.44	0.00	310,445.56	49.52
400-000-241-000 SERVICE CONNECTION INCOM	25,000	1,118.60	9,623.61	0.00	15,376.39	38.49
400-000-242-000 SEWER INCOME	962,000	79,549.64	457,734.53	0.00	504,265.47	47.58
400-000-243-000 WASTE WATER INCOME	855,000	73,319.62	403,557.01	0.00	451,442.99	47.20
400-000-244-000 GAS INCOME	620,000	52,348.44	340,049.52	0.00	279,950.48	54.85
400-000-245-000 GARBAGE COLLECTION INCOM	405,488	32,562.50	193,962.42	0.00	211,525.58	47.83
400-000-246-000 GARBAGE COLLECTION - COU	150,880	8,654.40	88,422.53	0.00	62,457.47	58.60
400-000-247-000 LATE PAYMENT PENALTY INC	77,562	4,470.00	33,325.00	0.00	44,237.00	42.97
400-000-248-000 DEBT SERVICE FEE REVENUE	0	0.00	0.00	0.00	0.00	0.00
TOTAL UTILITY	3,710,930	307,765.88	1,831,229.06	0.00	1,879,700.94	49.35
OPERATING						
400-000-250-000 GRAPPLE TRUCK SERVICES	71,244	8,745.44	45,243.18	0.00	26,000.82	63.50
TOTAL OPERATING	71,244	8,745.44	45,243.18	0.00	26,000.82	63.50
INTEREST						
400-000-290-000 INTEREST INCOME	800	0.00	726.45	0.00	73.55	90.81
TOTAL INTEREST	800	0.00	726.45	0.00	73.55	90.81
OTHER						
400-000-300-000 OTHER INCOME	19,352	12.57	1,661.62	0.00	17,690.38	8.59
400-000-300-002 TRANSFERS IN TO C&M	50,000	0.00	0.00	0.00	50,000.00	0.00
400-000-300-003 TRANSFER IN-POOLED CASH	0	0.00	0.00	0.00	0.00	0.00
400-000-300-004 TRANSFER IN FR 2014 BOND	0	0.00	0.00	0.00	0.00	0.00
400-000-300-005 TRANSFER INTO UTILOPER F	0	0.00	0.00	0.00	0.00	0.00
400-000-327-000 CREDIT CARD FEE INCOME	0	1,248.79	6,815.83	0.00	(6,815.83)	0.00
TOTAL OTHER	69,352	1,261.36	8,477.45	0.00	60,874.55	12.22
CAPITAL						
400-000-395-000 OTHER FUNDING-LEASES	284,750	0.00	0.00	0.00	284,750.00	0.00
400-000-399-000 ADD BEGINNING CASH BALAN	302,000	0.00	0.00	0.00	302,000.00	0.00
400-000-399-001 BEG CASH BALANCE C&M ACC	578,611	0.00	0.00	0.00	578,611.00	0.00
TOTAL CAPITAL	1,165,361	0.00	0.00	0.00	1,165,361.00	0.00
TOTAL REVENUE	5,017,687	317,772.68	1,885,676.14	0.00	3,132,010.86	37.58

400-UTILITY FUND

% OF YEAR COMPLETED: 50.00

DEPARTMENTAL EXPENDITURES	CURRENT BUDGET	CURRENT PERIOD	YEAR TO DATE ACTUAL	TOTAL ENCUMBERED	BUDGET BALANCE	% YTD BUDGET
---------------------------	----------------	----------------	---------------------	------------------	----------------	--------------

ADMINISTRATION
 =====

PERSONNEL SERVICES

400-120-400-000 PAYROLL	104,978	6,037.70	45,147.99	0.00	59,829.61	43.01
400-120-401-000 OVERTIME PAYROLL EXPENSE	500	0.00	0.00	0.00	500.00	0.00
400-120-403-000 PERS	18,353	1,050.56	7,855.73	0.00	10,497.37	42.80
400-120-404-000 FICA	8,069	442.06	3,324.24	0.00	4,744.80	41.20
400-120-405-000 EMPLOYEE INSURANCE	23,202	1,183.76	8,709.24	0.00	14,492.98	37.54
400-120-406-000 UNEMPLOYMENT	105	13.08	47.09	0.00	57.91	44.85
400-120-407-000 WORKERS' COMPENSATION	484	0.00	518.75	0.00 (34.75)	107.18
TOTAL PERSONNEL SERVICES	155,691	8,727.16	65,603.04	0.00	90,087.92	42.14

CONTRACTUAL SERVICES

400-120-500-000 AUDIT FEES	16,000	0.00	0.00	0.00	16,000.00	0.00
400-120-500-001 AUDIT FEES-UTILITY ACCOU	0	0.00	6,451.68	0.00 (6,451.68)	0.00
400-120-501-000 BANK FEES	3,000	0.00	1,787.86	0.00	1,212.14	59.60
400-120-503-000 CREDIT CARD FEES	6,810	0.00	640.20	0.00	6,169.80	9.40
400-120-503-003 2014 W&S TRF TO SINKING	0	0.00	0.00	0.00	0.00	0.00
400-120-504-003 BOND INTEREST W&S	0	0.00	0.00	0.00	0.00	0.00
400-120-510-000 COMPUTER/SOFTWARE	15,000	33.28	254.98	0.00	14,745.02	1.70
400-120-511-000 INDIRECT GENERAL FUND EX	220,000	0.00	0.00	0.00	220,000.00	0.00
400-120-512-000 TRANSFER OUT TO C&M	50,000	0.00	0.00	0.00	50,000.00	0.00
400-120-512-001 TRANSFER OUT DEBT	0	0.00	0.00	0.00	0.00	0.00
400-120-512-002 TRANSFER OUT-C&M TO 001	0	0.00	0.00	0.00	0.00	0.00
400-120-512-003 TRANSFER OUT C&M TO UTIL	0	0.00	0.00	0.00	0.00	0.00
400-120-512-004 TRANSERS OUT-KATRINIA	0	0.00	0.00	0.00	0.00	0.00
400-120-516-000 GENERAL INSURANCE	100,000	88,626.05	99,398.05	0.00	601.95	99.40
400-120-518-000 KATRINA CLOSE OUT COSTS	0	0.00	0.00	0.00	0.00	0.00
400-120-520-000 LEGAL ADVERTISEMENTS	0	0.00	330.00	0.00 (330.00)	0.00
400-120-521-000 MAINTENANCE AGREEMENTS	8,000	392.12	2,715.10	0.00	5,284.90	33.94
400-120-530-000 TELEPHONE EXPENSE	12,000	1,253.84	8,103.54	0.00	3,896.46	67.53
400-120-533-000 WORKSHOPS, SEMINARS & TR	1,000	0.00	0.00	175.00	825.00	17.50
400-120-539-000 DEPRECIATION EXPENSE	0	0.00	0.00	0.00	0.00	0.00
400-120-550-000 CASH OVER/SHORT	200	0.00	0.14	0.00	199.86	0.07
400-120-568-000 MEDICAL EXPENSES	50	0.00	0.00	0.00	50.00	0.00
TOTAL CONTRACTUAL SERVICES	432,060	90,305.29	119,681.55	175.00	312,203.45	27.74

SUPPLIES

400-120-606-000 FIDELITY BONDS	500	0.00	0.00	0.00	500.00	0.00
400-120-612-000 OFFICE SUPPLIES	4,500	325.80	1,430.70	1,769.25	1,300.05	71.11
400-120-614-000 POSTAGE	20,000	0.00	5,635.00	0.00	14,365.00	28.18
400-120-615-000 UNIFORMS	0	0.00	24.00	0.00 (24.00)	0.00
TOTAL SUPPLIES	25,000	325.80	7,089.70	1,769.25	16,141.05	35.44

CAPITAL OUTLAY

400-120-900-000 CAPITAL EXPENSE	0	0.00	8,427.25	0.00 (8,427.25)	0.00
TOTAL CAPITAL OUTLAY	0	0.00	8,427.25	0.00 (8,427.25)	0.00

400-UTILITY FUND

% OF YEAR COMPLETED: 50.00

DEPARTMENTAL EXPENDITURES	CURRENT BUDGET	CURRENT PERIOD	YEAR TO DATE ACTUAL	TOTAL ENCUMBERED	BUDGET BALANCE	% YTD BUDGET
TOTAL ADMINISTRATION	612,751	99,358.25	200,801.54	1,944.25	410,005.17	33.09
UTILITY OPERATIONS						
=====						
PERSONNEL SERVICES						
400-700-400-000 PAYROLL	423,830	28,888.64	178,535.76	0.00	245,294.64	42.12
400-700-401-000 OVERTIME	10,000	1,489.90	7,181.73	0.00	2,818.27	71.82
400-700-403-000 PERS	75,486	5,285.84	32,314.72	0.00	43,171.77	42.81
400-700-404-000 FICA	33,188	2,278.14	13,927.87	0.00	19,260.16	41.97
400-700-405-000 EMPLOYEE INSURANCE	88,942	6,510.68	35,784.80	0.00	53,157.03	40.23
400-700-406-000 UNEMPLOYMENT	455	67.64	240.99	0.00	214.01	52.96
400-700-407-000 WORKERS COMPENSATION	17,731	0.00	19,004.20	0.00 (1,273.20)	107.18
TOTAL PERSONNEL SERVICES	649,633	44,520.84	286,990.07	0.00	362,642.68	44.18
CONTRACTUAL SERVICES						
400-700-512-000 ENGINEERING	9,000	0.00	0.00	0.00	9,000.00	0.00
400-700-513-000 EQUIPMENT RENTAL	10,000	0.00	1,451.64	0.00	8,548.36	14.52
400-700-520-000 LEGAL ADVERTISEMENTS	0	0.00	330.00	0.00 (330.00)	0.00
400-700-521-000 MAINTENANCE AGREEMENT-TA	0	0.00	0.00	0.00	0.00	0.00
400-700-526-000 REPAIRS & MAINT - EQUIPM	70,000	619.80	6,008.24	479.70	63,512.06	9.27
400-700-526-001 REPAIR & MAINT-GRAPPLE T	10,000	0.00	14,337.43	763.57 (5,101.00)	151.01
400-700-527-000 REPAIRS & MAINT - PROPER	60,000	12,177.00	40,479.47	16,117.97	3,402.56	94.33
400-700-528-000 REPAIRS & MAINT - VEHICL	5,000	326.57	1,256.39	670.01	3,073.60	38.53
400-700-531-000 UTILITIES	134,000	9,839.12	69,266.42	0.00	64,733.58	51.69
400-700-533-000 WORKSHOPS, SEMINARS & TR	2,500	0.00	1,328.37	0.00	1,171.63	53.13
400-700-535-000 WASTEWATER EXPENSE	1,140,000	94,849.51	558,602.74	0.00	581,397.26	49.00
400-700-536-000 TESTING & ANALYSIS	19,000	0.00	653.99	0.00	18,346.01	3.44
400-700-541-000 GARBAGE EXPENSE	525,000	44,791.27	268,747.62	0.00	256,252.38	51.19
400-700-542-000 DEBRIS REMOVAL	10,000	0.00	0.00	0.00	10,000.00	0.00
400-700-568-000 MEDICAL EXPENSES	500	0.00	0.00	2,870.00 (2,370.00)	574.00
TOTAL CONTRACTUAL SERVICES	1,995,000	162,603.27	962,462.31	20,901.25	1,011,636.44	49.29
SUPPLIES						
400-700-606-000 FIDELITY BOND	300	0.00	0.00	0.00	300.00	0.00
400-700-613-000 OPERATING SUPPLIES	180,000	11,615.73	68,241.97	27,550.40	84,207.63	53.22
400-700-615-000 UNIFORMS	0	592.74	3,500.97	0.00 (3,500.97)	0.00
400-700-616-000 FUEL EXPENSE	24,000	0.00	24,000.00	0.00	0.00	100.00
400-700-617-000 NATURAL GAS PURCHASE	255,000	26,889.59	134,307.57	0.00	120,692.43	52.67
400-700-618-001 MISCELLANEOUS	80	232.97	1,102.57	12.99 (1,035.56)	1,394.45
400-700-620-000 LIFT STATION MONITORING	3,200	166.16	13,090.27	0.00 (9,890.27)	409.07
400-700-699-000 HURRICANE PREP SUPPLIES	0	0.00	0.00	0.00	0.00	0.00
TOTAL SUPPLIES	462,580	39,497.19	244,243.35	27,563.39	190,773.26	58.76
CAPITAL OUTLAY						
400-700-900-000 CAPITAL EXPENSE	284,750	0.00	2,624.98	777.65	281,347.37	1.19
400-700-900-001 CAPITAL EXP-C&M ACCOUNT	50,000	0.00	23,718.33	0.00	26,281.67	47.44
400-700-905-200 TRANSFER OUT DEBT SERV	82,363	0.00	0.00	0.00	82,362.50	0.00
TOTAL CAPITAL OUTLAY	417,113	0.00	26,343.31	777.65	389,991.54	6.50

CITY OF BAY ST. LOUIS
 REVENUE & EXPENSE REPORT (UNAUDITED)
 AS OF: MARCH 31ST, 2020

400-UTILITY FUND

% OF YEAR COMPLETED: 50.00

DEPARTMENTAL EXPENDITURES	CURRENT BUDGET	CURRENT PERIOD	YEAR TO DATE ACTUAL	TOTAL ENCUMBERED	BUDGET BALANCE	% YTD BUDGET
TOTAL UTILITY OPERATIONS	3,524,325	246,621.30	1,520,039.04	49,242.29	1,955,043.92	44.53
CITY SERVICES (OTHER)						
=====						
TRANSFERS & OTHER						
400-900-951-000 ENDING CASH BALANCE-OPER	302,000	0.00	0.00	0.00	302,000.00	0.00
400-900-951-001 ENDING CASH BALANCE-O&M	578,611	0.00	0.00	0.00	578,611.00	0.00
TOTAL TRANSFERS & OTHER	880,611	0.00	0.00	0.00	880,611.00	0.00
TOTAL CITY SERVICES (OTHER)	880,611	0.00	0.00	0.00	880,611.00	0.00
TOTAL EXPENDITURES	5,017,687	345,979.55	1,720,840.58	51,186.54	3,245,660.09	35.32
REVENUE OVER/(UNDER) EXPENDITURES	(0)	(28,206.87)	164,835.56 (51,186.54) (113,649.23)	8,580.95-

CITY OF BAY ST. LOUIS
 REVENUE & EXPENSE REPORT (UNAUDITED)
 AS OF: MARCH 31ST, 2020

450-MUNICIPAL HARBOR FUND
 FINANCIAL SUMMARY

% OF YEAR COMPLETED: 50.00

	CURRENT BUDGET	CURRENT PERIOD	YEAR TO DATE ACTUAL	TOTAL ENCUMBERED	BUDGET BALANCE	% YTD BUDGET
REVENUE SUMMARY						
OPERATING	2,589,000	54,622.42	287,118.55	0.00	2,301,881.45	11.09
GRANTS	0	0.00	3,038.40	0.00	(3,038.40)	0.00
INTEREST	160	0.00	21.93	0.00	138.07	13.71
OTHER	66,335	0.00	287.05	0.00	66,047.95	0.43
CAPITAL	265,000	0.00	0.00	0.00	265,000.00	0.00
TOTAL REVENUES	2,920,495	54,622.42	290,465.93	0.00	2,630,029.07	9.95
EXPENDITURE SUMMARY						
HARBOR EXPENSE						
PERSONNEL SERVICES	290,312	19,977.34	142,180.35	0.00	148,131.89	48.97
CONTRACTUAL SERVICES	192,142	19,987.79	72,039.94	6,739.92	113,362.14	41.00
SUPPLIES	195,350	160.70	30,308.87	320.88	164,720.25	15.68
CAPITAL OUTLAY	2,242,570	0.00	0.00	0.00	2,242,570.00	0.00
TOTAL HARBOR EXPENSE	2,920,374	40,125.83	244,529.16	7,060.80	2,668,784.28	8.61
TOTAL EXPENDITURES	2,920,374	40,125.83	244,529.16	7,060.80	2,668,784.28	8.61
REVENUE OVER/ (UNDER) EXPENDITURES	121	14,496.59	45,936.77	(7,060.80)	(38,755.21)	2,192.75

450-MUNICIPAL HARBOR FUND

% OF YEAR COMPLETED: 50.00

REVENUES	CURRENT BUDGET	CURRENT PERIOD	YEAR TO DATE ACTUAL	TOTAL ENCUMBERED	BUDGET BALANCE	% YTD BUDGET
OPERATING						
450-000-250-001 DMR PIER/HARBOR GRANT	1,910,000	788.75	7,326.25	0.00	1,902,673.75	0.38
450-000-250-002 FESTIVAL/RENTAL REVENUE	2,000	0.00	642.52	0.00	1,357.48	32.13
450-000-250-003 SLIP RENTAL REVENUE	337,000	29,298.32	172,151.46	0.00	164,848.54	51.08
450-000-250-004 SLIP UTILITY/CLEAN MARIN	77,500	6,741.90	40,381.87	0.00	37,118.13	52.11
450-000-250-005 FUEL SALES	235,000	16,099.10	56,441.60	0.00	178,558.40	24.02
450-000-250-006 TRANSIENT DOCKAGE REVENU	18,000	803.75	6,979.07	0.00	11,020.93	38.77
450-000-250-007 CREDIT CARD PROCESSING	7,000	484.10	1,892.32	0.00	5,107.68	27.03
450-000-250-008 ICE SALES	2,500	406.50	828.02	0.00	1,671.98	33.12
450-000-250-009 DMR/CLEAN VESSEL ACT GRA	0	0.00	0.00	0.00	0.00	0.00
450-000-250-016 MISCELLANEOUS INCOME	0	0.00	0.00	0.00	0.00	0.00
450-000-250-017 MISCELLANEOUS INCOME	0	0.00	0.00	0.00	0.00	0.00
450-000-250-018 LATE FEE REVENUE	0	0.00	475.44	0.00 (475.44)	0.00
TOTAL OPERATING	2,589,000	54,622.42	287,118.55	0.00	2,301,881.45	11.09
GRANTS						
450-000-257-002 HURRICANE NATE	0	0.00	3,038.40	0.00 (3,038.40)	0.00
TOTAL GRANTS	0	0.00	3,038.40	0.00 (3,038.40)	0.00
INTEREST						
450-000-290-000 INTEREST INCOME	160	0.00	21.93	0.00	138.07	13.71
TOTAL INTEREST	160	0.00	21.93	0.00	138.07	13.71
OTHER						
450-000-300-000 OTHER INCOME	50	0.00	287.05	0.00 (237.05)	574.10
450-000-300-302 TRANSFER IN	66,285	0.00	0.00	0.00	66,285.00	0.00
TOTAL OTHER	66,335	0.00	287.05	0.00	66,047.95	0.43
CAPITAL						
450-000-399-000 BEG CASH BALANCE-OPER	200,000	0.00	0.00	0.00	200,000.00	0.00
450-000-399-001 BEG CASH BALANCE-C&M	65,000	0.00	0.00	0.00	65,000.00	0.00
TOTAL CAPITAL	265,000	0.00	0.00	0.00	265,000.00	0.00
TOTAL REVENUE	2,920,495	54,622.42	290,465.93	0.00	2,630,029.07	9.95

450-MUNICIPAL HARBOR FUND

% OF YEAR COMPLETED: 50.00

DEPARTMENTAL EXPENDITURES	CURRENT BUDGET	CURRENT PERIOD	YEAR TO DATE ACTUAL	TOTAL ENCUMBERED	BUDGET BALANCE	% YTD BUDGET
---------------------------	----------------	----------------	---------------------	------------------	----------------	--------------

HARBOR EXPENSE
 =====

PERSONNEL SERVICES

450-120-400-000 PAYROLL	191,330	14,062.68	92,415.20	0.00	98,914.80	48.30
450-120-401-000 OVERTIME PAYROLL EXPENSE	3,500	0.00	451.27	0.00	3,048.73	12.89
450-120-403-000 PERS	33,900	2,446.90	15,835.14	0.00	18,065.28	46.71
450-120-404-000 FICA	14,905	1,052.24	6,966.31	0.00	7,938.19	46.74
450-120-405-000 EMPLOYEE INSURANCE	34,803	2,384.30	13,910.03	0.00	20,893.29	39.97
450-120-406-000 UNEMPLOYMENT	228	31.22	120.14	0.00	107.86	52.69
450-120-407-000 WORKERS' COMPENSATION	11,646	0.00	12,482.26	0.00	(836.26)	107.18
TOTAL PERSONNEL SERVICES	290,312	19,977.34	142,180.35	0.00	148,131.89	48.97

CONTRACTUAL SERVICES

450-120-500-000 AUDIT FEES	2,000	0.00	0.00	0.00	2,000.00	0.00
450-120-501-000 BANK FEES	6,000	0.00	0.00	0.00	6,000.00	0.00
450-120-510-000 COMPUTER/SOFTWARE	4,800	12.00	296.00	127.50	4,376.50	8.82
450-120-512-000 ENGINEERING-GRANT REIMB	65,000	871.25	6,863.75	0.00	58,136.25	10.56
450-120-512-001 ENGINEERING -NOT GRANT	2,500	0.00	0.00	0.00	2,500.00	0.00
450-120-513-000 EQUIPMENT RENTAL	1,000	0.00	0.00	0.00	1,000.00	0.00
450-120-516-000 GENERAL INSURANCE	12,200	13,121.97	13,521.97	0.00	(1,321.97)	110.84
450-120-526-000 REPAIRS & MAINT - EQUIPM	3,000	425.94	1,352.24	807.75	840.01	72.00
450-120-526-005 R&PP	6,000	479.65	4,253.24	1,189.10	557.66	90.71
450-120-528-000 REPAIRS & MAINT - VEHICL	1,000	0.00	47.69	0.00	952.31	4.77
450-120-530-000 TELEPHONE	3,500	209.62	1,248.81	139.99	2,111.20	39.68
450-120-531-000 UTILITIES	70,000	4,731.12	41,312.72	0.00	28,687.28	59.02
450-120-533-000 WORKSHOPS, SEMINARS, TRA	500	0.00	0.00	0.00	500.00	0.00
450-120-539-000 DEPRECIATION EXPENSE	0	0.00	0.00	0.00	0.00	0.00
450-120-541-000 GARBAGE EXPENSE	2,200	0.00	1,363.32	0.00	836.68	61.97
450-120-542-000 OPERATING EXPENSES	8,000	0.00	469.54	4,200.00	3,330.46	58.37
450-120-543-000 PUBLICATIONS	350	0.00	0.00	0.00	350.00	0.00
450-120-544-000 LEGAL FEES	1,000	0.00	390.00	0.00	610.00	39.00
450-120-549-000 JANITORIAL SUPPLIES	2,000	136.24	883.16	275.58	841.26	57.94
450-120-550-000 LS - HARBOR ACCOUNT	1,000	0.00	0.00	0.00	1,000.00	0.00
450-120-568-000 MEDICAL EXPENSES	92	0.00	37.50	0.00	54.50	40.76
TOTAL CONTRACTUAL SERVICES	192,142	19,987.79	72,039.94	6,739.92	113,362.14	41.00

SUPPLIES

450-120-600-000 HARBOR INDIRECT EXPENSE	20,000	0.00	0.00	0.00	20,000.00	0.00
450-120-606-000 FIDELITY BONDS	0	0.00	0.00	0.00	0.00	0.00
450-120-612-000 OFFICE SUPPLIES	1,000	0.00	338.04	0.00	661.96	33.80
450-120-613-000 OPERATING SUPPLIES	6,000	0.00	1,070.75	320.88	4,608.37	23.19
450-120-614-000 POSTAGE	850	0.00	21.68	0.00	828.32	2.55
450-120-615-000 UNIFORMS	2,500	160.70	988.76	0.00	1,511.24	39.55
450-120-616-000 FUEL PURCHASE EXPENSE	165,000	0.00	27,889.64	0.00	137,110.36	16.90
450-120-699-000 HURRICANE PREP SUPPLIES	0	0.00	0.00	0.00	0.00	0.00
TOTAL SUPPLIES	195,350	160.70	30,308.87	320.88	164,720.25	15.68

CITY OF BAY ST. LOUIS
 REVENUE & EXPENSE REPORT (UNAUDITED)
 AS OF: MARCH 31ST, 2020

450-MUNICIPAL HARBOR FUND

% OF YEAR COMPLETED: 50.00

DEPARTMENTAL EXPENDITURES	CURRENT BUDGET	CURRENT PERIOD	YEAR TO DATE ACTUAL	TOTAL ENCUMBERED	BUDGET BALANCE	% YTD BUDGET
CAPITAL OUTLAY						
450-120-900-000 CAPITAL EXPENSE	1,845,000	0.00	0.00	0.00	1,845,000.00	0.00
450-120-900-001 TRANSFERS OUT TO O&M	66,285	0.00	0.00	0.00	66,285.00	0.00
450-120-900-900 ENDING CASH BAL-OPER	200,000	0.00	0.00	0.00	200,000.00	0.00
450-120-900-901 ENDING CASH BALANCE C&M	131,285	0.00	0.00	0.00	131,285.00	0.00
TOTAL CAPITAL OUTLAY	2,242,570	0.00	0.00	0.00	2,242,570.00	0.00
TOTAL HARBOR EXPENSE	2,920,374	40,125.83	244,529.16	7,060.80	2,668,784.28	8.61
TOTAL EXPENDITURES	2,920,374	40,125.83	244,529.16	7,060.80	2,668,784.28	8.61
REVENUE OVER/ (UNDER) EXPENDITURES	121	14,496.59	45,936.77 (7,060.80) (38,755.21)	2,192.75

CITY OF BAY ST. LOUIS
 REVENUE & EXPENSE REPORT (UNAUDITED)
 AS OF: MARCH 31ST, 2020

650-COMMUNITY HALL UNEARNED
 FINANCIAL SUMMARY

% OF YEAR COMPLETED: 50.00

	CURRENT BUDGET	CURRENT PERIOD	YEAR TO DATE ACTUAL	TOTAL ENCUMBERED	BUDGET BALANCE	% YTD BUDGET
REVENUE SUMMARY						
INTEREST	0	0.00	29.96	0.00 (29.96)	0.00
OTHER	0	141.75	443.70	0.00 (443.70)	0.00
TOTAL REVENUES	0	141.75	473.66	0.00 (473.66)	0.00
EXPENDITURE SUMMARY						
TRANSFERS OUT						
CONTRACTUAL SERVICES	0	0.00	552.16	0.00 (552.16)	0.00
TOTAL TRANSFERS OUT	0	0.00	552.16	0.00 (552.16)	0.00
TOTAL EXPENDITURES	0	0.00	552.16	0.00 (552.16)	0.00
REVENUE OVER/(UNDER) EXPENDITURES	0	141.75 (78.50)	0.00	78.50	0.00

CITY OF BAY ST. LOUIS
 REVENUE & EXPENSE REPORT (UNAUDITED)
 AS OF: MARCH 31ST, 2020

650-COMMUNITY HALL UNEARNED

% OF YEAR COMPLETED: 50.00

REVENUES	CURRENT BUDGET	CURRENT PERIOD	YEAR TO DATE ACTUAL	TOTAL ENCUMBERED	BUDGET BALANCE	% YTD BUDGET
INTEREST						
650-000-290-000 INTEREST INCOME	0	0.00	29.96	0.00 (29.96)	0.00
TOTAL INTEREST	0	0.00	29.96	0.00 (29.96)	0.00
OTHER						
650-000-300-000 OTHER INCOME	0	141.75	443.70	0.00 (443.70)	0.00
TOTAL OTHER	0	141.75	443.70	0.00 (443.70)	0.00
TOTAL REVENUE	0	141.75	473.66	0.00 (473.66)	0.00

CITY OF BAY ST. LOUIS
 REVENUE & EXPENSE REPORT (UNAUDITED)
 AS OF: MARCH 31ST, 2020

650-COMMUNITY HALL UNEARNED

% OF YEAR COMPLETED: 50.00

DEPARTMENTAL EXPENDITURES	CURRENT BUDGET	CURRENT PERIOD	YEAR TO DATE ACTUAL	TOTAL ENCUMBERED	BUDGET BALANCE	% YTD BUDGET
<hr/>						
TRANSFERS OUT						
=====						
CONTRACTUAL SERVICES						
650-900-501-000 BANK SERVICE CHARGES	0	0.00	552.16	0.00 (552.16)	0.00
TOTAL CONTRACTUAL SERVICES	0	0.00	552.16	0.00 (552.16)	0.00
<hr/>						
TOTAL TRANSFERS OUT	0	0.00	552.16	0.00 (552.16)	0.00
<hr/>						
TOTAL EXPENDITURES	0	0.00	552.16	0.00 (552.16)	0.00
REVENUE OVER/ (UNDER) EXPENDITURES	0	141.75 (78.50)	0.00	78.50	0.00

Bay St. Louis City Council

EMERGENCY MEETING NOTICE

The Bay St. Louis City Council will hold a Special meeting on Friday, March 20, 2020 at 5:30 p.m. at the Conference Center, 598 Main Street, to discuss the City's response to COVID-19, including newly enacted federal and state legislation.

Due to COVID-19 concerns, we encourage all citizens to view the meeting via the live stream which may be found on the City's website: baystlouisms.iqm2.com.

Council Clerk
Caitlin Bourgeois

City Council Meeting
Exhibit List - March 20, 2020

Exhibit "A"	Cash balances.
Exhibit "B"	Revenue and Expense Report.
Exhibit "C"	Special meeting notice.
Exhibit "D"	
Exhibit "E"	
Exhibit "F"	
Exhibit "G"	
Exhibit "H"	
Exhibit "I"	
Exhibit "J"	
Exhibit "K"	
Exhibit "L"	
Exhibit "M"	
Exhibit "N"	
Exhibit "O"	
Exhibit "P"	
Exhibit "Q"	
Exhibit "R"	
Exhibit "S"	
Exhibit "T"	
Exhibit "U"	
Exhibit "V"	
Exhibit "W"	
Exhibit "X"	
Exhibit "Y"	
Exhibit "Z"	

THIS PAGE

INTENTIONALLY

LEFT BLANK

City of Bay St. Louis

City Council